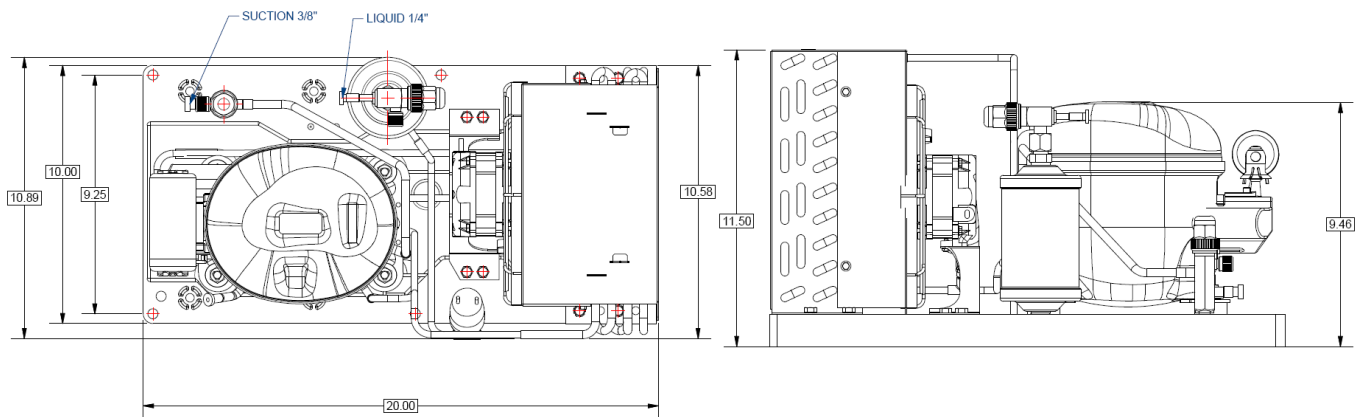





# TECUMSEH HERMETIC CONDENSING UNIT



**Model** AE4450Z-AA1AEA, -EL, -EK, -EB, -EC  
**BOM** 32V389-1(9)C, -2(9)C, -3(9)C, -4(9)C, -5(9)C  
**Air Cooled** 1/3 HP  
**Application** High/Commercial Temp  
**Refrigerant** R404A  
**Volts-Hz-Ph** 115/60/1



Model	Dimensions, inch (cm)			Line Connections		Pumpdown	AirFlow	Oil Ch.	Gross weight
	L	W	H	Suction	Liquid	90% @90°F	CFM	Oz.	Lbs. (kg)
AE4450Z-AA1AEA	20 (50.8)	10.6 (26.9)	11.5 (29.2)	5/16" Sweat	1/4" Sweat	n/a	190	13.1	50 (22.7)
AE4450Z-AA1AEL									
AE4450Z-AA1AEK		10.9 (27.7)	3/8" Valve Sweat	1/4" Valve Sweat	1.87	52 (23.6)			
AE4450Z-AA1AEB					2.29				
AE4450Z-AA1AEC					2.29				53 (24)

Factory charge 20 PSIG dry air, **MUST BE EVACUATED**

Evaporator		Ambient Temperatures															
		80°F				90°F				100°F				110°F			
T, °F	PSIG	BTUH	Watts	Head	Cond T	BTUH	Watts	Head	Cond T	BTUH	Watts	Head	Cond T	BTUH	Watts	Head	Cond T
-10	23.2	1910	470	230	98	1810	470	262	107	1700	470	298	116	1580	470	337	126
-5	27.5	2090	500	236	100	1960	500	269	109	1820	500	304	118	1690	500	343	127
0	32.1	2300	530	244	102	2140	540	277	111	1980	540	312	120	1820	540	350	129
5	37.0	2540	570	254	105	2350	570	286	114	2160	580	322	122	1970	580	360	131
10	42.4	2800	600	265	108	2580	610	297	116	2360	610	333	125	2140	620	371	133
15	48.2	3070	630	276	111	2820	640	309	119	2570	650	345	128	2320	660	383	136
<b>20</b>	<b>54.5</b>	<b>3360</b>	<b>670</b>	<b>289</b>	<b>114</b>	<b>3070</b>	<b>680</b>	<b>322</b>	<b>122</b>	<b>2790</b>	<b>690</b>	<b>358</b>	<b>130</b>	<b>2500</b>	<b>700</b>	<b>396</b>	<b>138</b>
25	61.2	3650	700	303	118	3330	710	336	126	3010	730	372	133	2690	740	410	141
30	68.4	3950	740	317	121	3590	750	350	129	3240	760	386	136	2880	780	425	144
35	76.1	4250	770	331	124	3850	790	365	132	3460	800	401	140	3070	810	440	147
40	84.4	4540	810	346	128	4100	820	380	135								

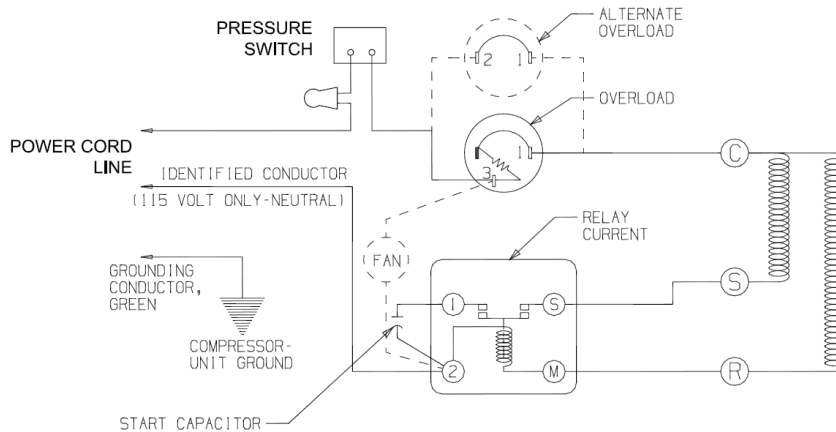
Performance @ 60 Hz, Return gas 65°F, SubCooling 5°F

## Parts/Specifications

<b>Unit BOM</b>	<b>32V389-1(9)C</b>	<b>Unit BOM</b>	<b>32V389-2(9)C</b>
<b>Unit MODEL</b>	<b>AE4450Z-AA1AEA</b>	<b>Unit MODEL</b>	<b>AE4450Z-AA1AEL</b>
		Fan Guard	1-055-223
Refrigerant	R404A		
Refrigeration Range	-10°F to 40°F	<b>Unit BOM</b>	<b>32V389-3(9)C</b>
Design Pressure Low	181	<b>Unit MODEL</b>	<b>AE4450Z-AA1AEK</b>
Design Pressure High	450	Fan Guard	1-055-223
Volts-Hz-Phase	115/60/1	Power Cord	85106-10C
Voltage Range	103.5 - 126.5		
Min. Circuit Ampacity	12.11	<b>Unit BOM</b>	<b>32V389-4(9)</b>
Max. Fuse Size	20	<b>Unit MODEL</b>	<b>AE4450Z-AA1AEB</b>
		Fan Guard	1-055-223
Compressor Model	AE4450Z-AA1A	Power Cord	85106-10C
Compressor BOM	AE-1164-E	Receiver	51085-1
Compressor LRA	38	Unit drawing DGU	DGU1923-V04C
Compressor RLA	9.22		
		<b>Unit BOM</b>	<b>32V389-5(9)C</b>
OverLoad	830-10070	<b>Unit MODEL</b>	<b>AE4450Z-AA1AEC</b>
Replacement Kit - O/L	K90-69	Fan Guard	1-055-223
Relay	RP7508-ZR	Power Cord	85106-10C
Replacement Kit - Relay	K71-48	Receiver	51080
Start Capacitor	85PS165D89	Liquid Valve	31589-1
Start Capacitor Rating	270-324 MFD 165V	Suction Valve	56604
Replacement Kit - St. Cap.	K146-28	Unit drawing DGU	DGU1923-V05C
High Pressure Switch	841-10001		
Fan Motor	810L009B96		
Fan Motor RLA	0.58		
Fan Blade	4VEA010		
Replacement Fan Motor	9W115		
Condenser	50860-A01		
Shroud	71032		
Unit drawing DGU	DGU1923-V03C		
Electrical Diagram	MD472-96		

### CODE INDEX

EA - base unit
EL - base + fan guard
EK - base + fan guard + power cord
EB - base + fan guard + power cord + receiver
EC - base + fan guard + power cord + receiver + valves
Code (9) at end of item number denotes single pack



**115 OR 250 VOLT - SCHEMATIC WIRING DIAGRAM - CSIR**

**WARNING - WIRING DIAGRAM MUST BE FOLLOWED AS SHOWN. ANY MISWIRING CAN CAUSE SERIOUS ELECTRICAL HAZARD AND POTENTIAL DAMAGE OR RUPTURE OF COMPONENT VELECTRICAL PARTS.**

**MD472-96**