

**COMPRESSOR**

Displacement (cm <sup>3</sup> )	7.57
Diameter (mm)	25.4
Stroke (mm)	14.9
Net Weight (Kg)	9.5
Oil type	ISO VG 22 ESTER
Oil charge (cm <sup>3</sup> )	300

**MOTOR**

Approximate Power (CV)	1/5
Voltage/Frequency (V/Hz)	220V 50Hz
Voltage range (V)	198-264
Code	62,063
Type	CSIR
Phase number	1 PH
Locked rotor current (A)	9.7
Main W. resist. at 25°C (Ω)	9.28
Start W. resist. at 25°C (Ω)	36.5

**APPLICATION**

Application	High/Mid. back pressure
Refrigerant	R134a
Evaporating (°C)	-25 to 10
Expansion	Capillar/Valve
Comp. cooling	Fan cooled
Max. ambient temp. (°C)	43

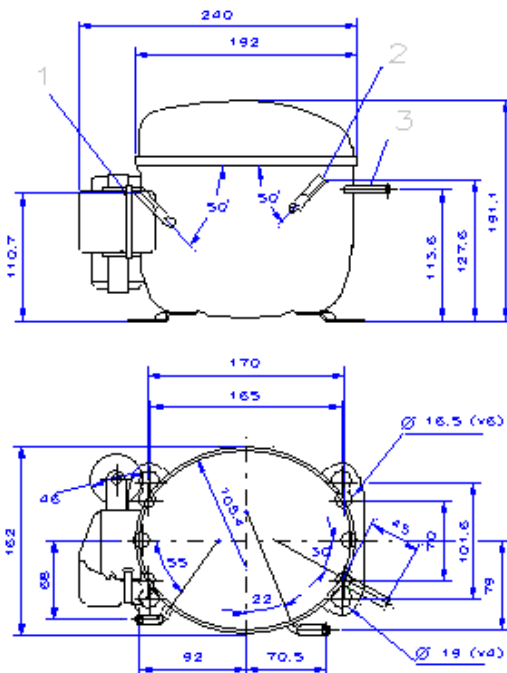
NOMINAL PERFORMANCE	CYCLE C	CYCLE D
Cooling capacity (W)	554	663
Input power (W)	303	315
EER (kcal/Wh)	1.56	1.80
COP (W/W)	1.82	2.10
Current (A)	1.79	1.85

**TEST CONDITIONS**

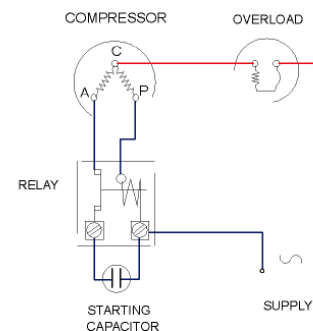
Evaporating temp. (°C)	5.0	7.2
Condensing temp. (°C)	55.0	55.0
Liq.t. entering expan. (°C)	55.0	46.0
Ambient t. and return (°C)	32.0	35.0
Tens/Freq (V/Hz)	220V 50Hz	220V 50Hz

**ELECTRICAL COMPONENTS**

Relay	9660 B 127	MTRP 38
Pick-Up (A)	4,90	4,80
Drop-Out (A)	4,15	4,10
Protector	MRT40AMK	T0137
Current (A)	9.5	9.5
Time check (seg)	7.5-14	7.5-14
Disc temp. (Open/Close) (°C)	105.0 / 61.0	110.0 / 61.0
Starting capacitor (μF/V)/F/V)	47- 56 / 250	

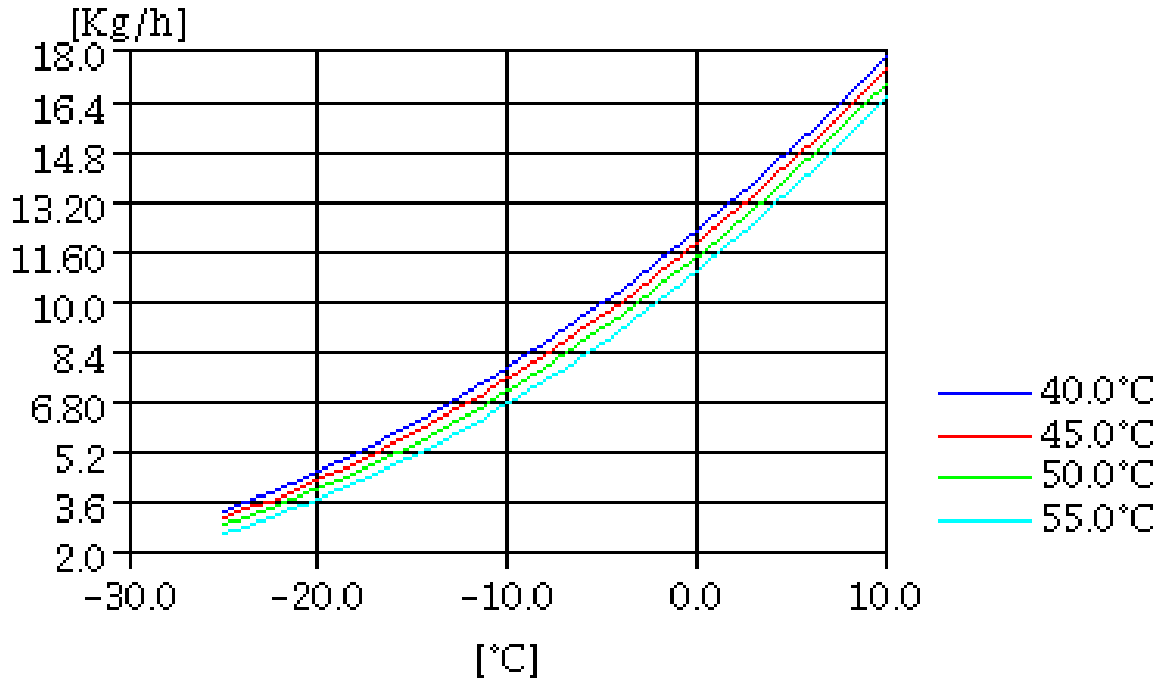
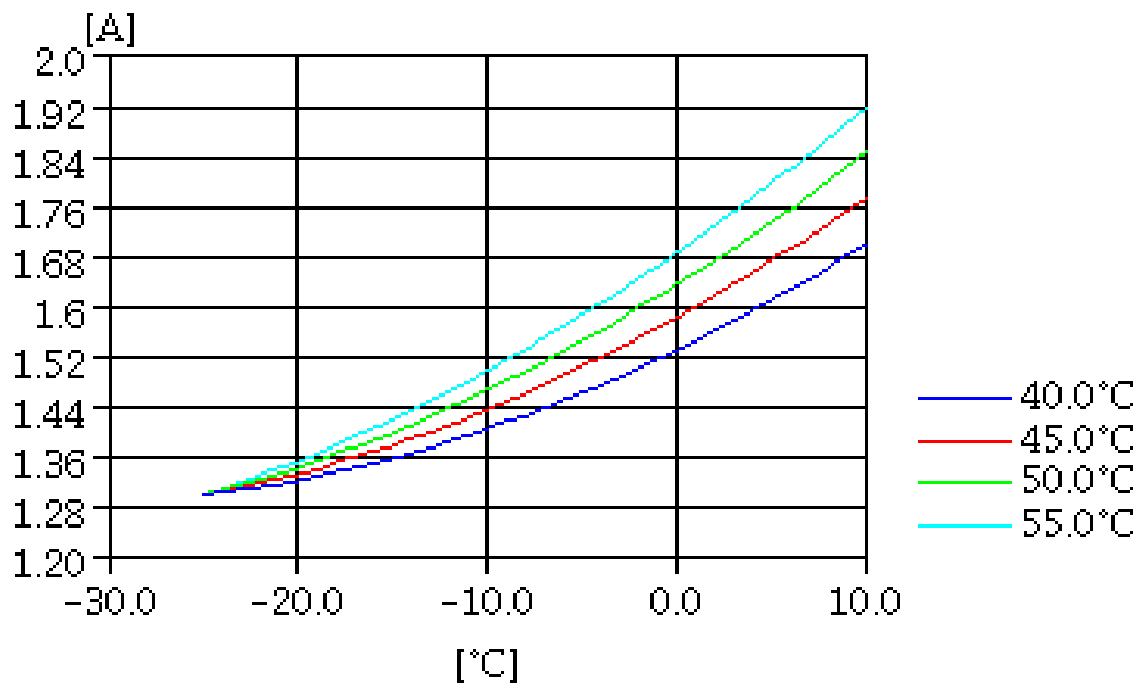
**DIMENSIONS AND ELECTRICAL DIAGRAM**


DESIGNATION	INTERNAL DIAM. (MM)
1 Suction/Service	6,5
2 Service/Suction	6,5
3 Discharge	4,9

**CSIR**


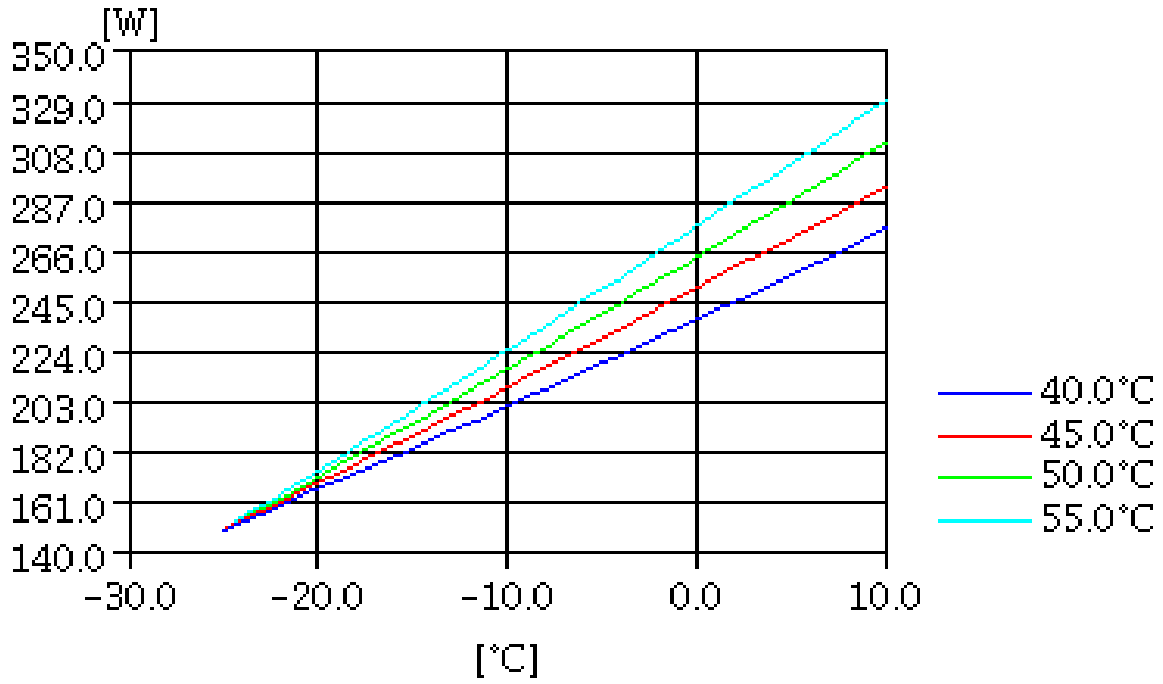
**TEST CONDITIONS**

Voltage/frequency	220V 50Hz
Ambient t. and return	35 °C
Liq.t. entering expan.	Subcooling 9 K

**MASS FLOW**

**CONSUMPTION**


**TEST CONDITIONS**

Voltage/frequency	220V 50Hz
Ambient t. and return	35 °C
Liq.t. entering expan.	Subcooling 9 K

**INPUT W**

**COOLING CAPACITY**
