

www.mbsm.pro , 500 Livres Documentaire

Category: Non classé

written by mahdi miled | 8 December 2019



PictureS Mbsm Dot Pro : www.mbsm.pro

تم إضافة أقسام وكتب جديدة إلى مكتبتني على درايف يبلغ الآن عدد الكتب لدي أكثر من 500 كتاب يمكنكم تحميل ما تشاؤون منها بمجرد الضغط على الرابط سوف ينقلكم مباشرةً إلى الكتاب

<https://drive.google.com/folderview...>

كما يمكنكم تحميل الكتب عن طريق قناة التلكرام من خلال هذا الرابط

<https://t.me/ThurayaElectronics>

ملاحظة : (تحزير إلى أصحاب النفوس الضعيفة ممن يريدون استغلال رابط مكتبتني على درايف لكي يقومون بتقصيره واستبداله بروابط مشبوهة أريد أن أقول لكم أنني أقوم بنقل الكتب (وتغيري رابط الوصول إليها بشكل مستمر لذلك لن تنجح بهذا الأمر)

www.mbsm.pro , 500 Livres Documentaire.jpg (44 KB)



PictureS Mbsm Dot Pro : www.mbsm.pro

Private Picture Copyright : WWW.MBSM.PRO

www.mbsm.pro , 500 Livres Documentaire.jpg (54 KB)



pyright : WWW.MBSM.PRO



pyright : WWW.MBSM.PRO

www.mbsm.pro , Compresseur Cubigel
, Compresseur GL90AA R-134a 1/4HP 230V
,

Category: Non classé

written by mahdi miled | 8 December 2019



cubigel
compressors

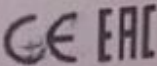
GL90AA

220-240V~50Hz

R134a

PH1

THERMALLY PROTECTED



MADE IN SPAIN



2

7045338569100901

08261



paramètres techniques

numéro de pièce

605185

fréon

R134a

type

GL90AA

voltage

220-240 V

fréquence

50 Hz

domaine d'utilisation

LBP

poids

9.4 kg

puissance

1/4 HP

puissance absorbée

184 W

cylindrée

8.1 cm³

système de moteur

RSIR

hauteur

185.6 mm

puissance à -30°C

148 W

puissance à -25°C

200 W

puissance à -20°C

261 W

puissance à -15°C

330 W

puissance à -10°C

407 W

puissance à -5°C

– W

puissance à 0°C

– W

puissance à +5°C

– W

puissance à +10°C

– W

température ambiante max.

43 °C

www.mbsm.pro-Cubigel-14H-GL90AA.jpg (52 KB)



smart 2 Pro
INFINITY DUAL CAMERA

PictureS Mbsm Dot Pro : www.mbsm.pro

Private Picture Copyright : WWW.MBSM.PRO

www.mbsm.pro-Cubigel-14H-GL90AA.jpg (54 KB)



pyright : WWW.MBSM.PRO



pyright : WWW.MBSM.PRO

www.mbsm.pro , when capacitor explodes , Pictures

Category: Pictures,Technologie,Tester ok
written by www.mbsm.pro | 8 December 2019



pyright : WWW.MBSM.PRO

A capacitor is a device used to store an electric charge, consisting of one or more pairs of conductors separated by an insulator.

Unexpectedly the electrolytic capacitors explodes with huge sound and sometime it smoke.

Get started , how to explode a capacitor ???

All capacitors have a maximum voltage and their destruction depends upon the

internal construction. Explosions are understood only by delving into the internal construction of electrolytic capacitors – the primary culprit. Most small value capacitors are simple sandwiches of conductor and insulator and when the voltage exceeds the dielectric strength of the insulation, they short out and burn, crack, pop, open, or smoke. Explosions are rare for these. Popping open is more likely. Their failure is self evident either visually or by failure to function in the circuit.

Most large value capacitors in order to be as small in physical size as possible, have to get the conductive plates of the capacitor as close together as possible and at the same time not so small that the voltage rating is impractical.

It is for this reason that the family of electrolytic capacitors was developed. The trick they use to get high capacity with small separations and reasonable voltage is that they use the “anodizing” of chemical electrolysis on one surface and a water based electrolyte for the other surface. Take one apart and see. Notice that when a conductive metal is “anodized” by electrochemical process it turns into a dull film that is rather tough and is an insulator. This means that the actual conductive plate of the capacitor has this film entirely between itself and the other plate.

Then the other plate uses a trick too. There’s a water base solution soaked into a paper separator. Now if there was no water, the paper would be the dielectric of a normal capacitor separating the plates. But not here. Here the water has an alkali added to become a fair conductor. And as a liquid it soaks right into the surface structures of the capacitor. So it’s not the paper thickness at all – and not even the insulating surface on the other plate, but the inner recesses of the anodized surface that determine the dielectric distances.

So the operating voltage that a capacitor can tolerate depends upon how thick this anodized film is. And that is a function of it’s manufacture. Now there is a most useful characteristic that tells us we are nearing the max voltage, called leakage.

Here is a way you can check this out. Put in series, a test electrolytic capacitor (polarize it correctly), a variable power supply, a microammeter, and a 1 meg resistor (to limit and protect the meter). From zero as you increase the voltage there will be no current initially, then as you approach the spec op voltage, there will start a small leakage current. Since you have a limiting resistor here, you can increase the voltage without damage. continuing to increase the voltage discovers an increasing leakage current. It is a matter of practice how much safety you apply between the rating and the actual voltage of the circuit.

You can now see how it is that an electrolytic capacitor fails, it is not a voltage breakdown of the dielectric material, but the increase of leakage current that is troublesome. A rising leakage means heat which will boil the water and make steam – that’s the explosion process.

This is explosion as occasional failure of the few. But there is a more spectacular explosion process – it’s explosion by mistake – namely being installed backward. In such a case, the anodizing chemistry is reversed and rather rapidly, the anodized film starts to reverse, and quickly thins out at a weak spot in the rather large effective film area of the capacitor. Then we have short circuit currents and steam generation rather quickly. This sort of explosion usually fills the space (the casing or the whole room if exposed) with

little shreds of aluminum foil and alkali soaked paper.

This insightful solution is most successful to achieve capacitors with large values in small spaces, but has a lot of lesser characteristics as the price to pay.

The worst limit, is storage. Electrolytic capacitors store very poorly, and the voltage rating can reduce substantially as the internal chemistry deteriorates. Some equipment manufacturers recommend that capacitors stored for a few years have their inner anodizing conditions restored by simply putting them to the spec voltage for a day to restore full spec.

At the least, if you replace capacitors with old stock, and it didn't explode when power was restored, be aware that it may not reach it's spec capacity value for a few hours. A capacitor in use will always be maintained by the voltage in the circuit you use it in.

When electrolytics are used without the circuit supplying a maintenance voltage to keep the anodized film that all depends upon, such as in speaker cross over applications that have no sustaining DC, then the values of the capacitor will deteriorate at least at storage rates, and if AC currents are substantial, even faster.

[mbsm-dot-pro-capacitor-explodes- Pictures-A.jpg \(4 MB\)](#)



[mbsm-dot-pro-capacitor-explodes- Pictures-A.jpg \(1 MB\)](#)



pyright : WWW.MBSM.PRO



pyright : WWW.MBSM.PRO

mbsm-dot-pro-capacitor-explodes- Pictures-B.jpg (3 MB)



Picture Copyright : WWW.MBSM.PRO

mbsm-dot-pro-capacitor-explodes- Pictures-B.jpg (1 MB)



pyright : WWW.MBSM.PRO



pyright : WWW.MBSM.PRO

mbsm-dot-pro-capacitor-explodes- Pictures-C.jpg (3 MB)



Picture Copyright : WWW.MBSM.PRO

mbsm-dot-pro-capacitor-explodes- Pictures-C.jpg (1 MB)



pyright : WWW.MBSM.PRO



pyright : WWW.MBSM.PRO

mbsm-dot-pro-capacitor-explodes- Pictures-D.jpg (3 MB)



mbsm-dot-pro-capacitor-explodes- Pictures-D.jpg (1 MB)



pyright : WWW.MBSM.PRO



pyright : WWW.MBSM.PRO

mbsm-dot-pro-capacitor-explodes- Pictures-F.jpg (2 MB)



mbsm-dot-pro-capacitor-explodes- Pictures-F.jpg (748 KB)



pyright : WWW.MBSM.PRO



pyright : WWW.MBSM.PRO

mbsm-dot-pro-capacitor-explodes- Pictures-E.jpg (3 MB)



Private Picture Copyright : WWW.MBSM.PRO

mbsm-dot-pro-capacitor-explodes- Pictures-E.jpg (1 MB)



pyright : WWW.MBSM.PRO



pyright : WWW.MBSM.PRO

mbsm-dot-pro-capacitor-explodes- Pictures-G.jpg (2 MB)



mbsm-dot-pro-capacitor-explodes- Pictures-G.jpg (856 KB)



pyright : WWW.MBSM.PRO



pyright : WWW.MBSM.PRO

mbsm-dot-pro-capacitor-explodes- Pictures-H.jpg (2 MB)



Picture Copyright : WWW.MBSM.PRO

mbsm-dot-pro-capacitor-explodes- Pictures-H.jpg (690 KB)



pyright : WWW.MBSM.PRO



pyright : WWW.MBSM.PRO

mbsm-dot-pro-capacitor-explodes- Pictures-I.jpg (2 MB)



mbsm-dot-pro-capacitor-explodes- Pictures-I.jpg (1 MB)



pyright : WWW.MBSM.PRO



pyright : WWW.MBSM.PRO

mbsm-dot-pro-capacitor-explodes- Pictures-J.jpg (2 MB)



mbsm-dot-pro-capacitor-explodes- Pictures-J.jpg (739 KB)

WWW.MBSM.PRO



pyright : WWW.MBSM.PRO



pyright : WWW.MBSM.PRO

www.mbsm.pro , EJECTEUR DAB, Pompe Monobloc Série Pa Double Aspiration Autoamorçante

Category: Plomberie,Tester ok

written by mahdi miled | 8 December 2019



Private Picture Copyright : WWW.MBSM.PRO

Électropompe centrifuge autoamorçante double aspiration du type jet, appropriée pour l'aspiration jusqu'à 50m de profondeur. Corps de pompe et support en fonte, roue en noryl ou sur demande en laiton. Injecteur type P20 standard de 4" et 2". Température maxi. du liquide pompé : 50°C. Pression maxi. de fonctionnement : 8 bars.

Descriptif produit

Pompe pour aspirations profondes

Plage de fonctionnement: jusqu'à 4,3 m³/h

Plage de température du liquide: de -0°C à 40°C pour autres applications. de 0°C à +35°C pour usage domestique Liquide pompé: propre, ne contenant pas de corps solides ou abrasifs, non visqueux, non agressif, non cristallisé et chimiquement neutre.

Température ambiante maximum: + 40°C

Pression de service maximum: 6 bar (600 kPa) pour DP 82 DP 102 8 bar (800 kPa) pour DP 151 – DP 251

Indice de protection: IP 44 (IP 55 au bornier)

Classe d'isolement: F

EJECTEUR-DAB-mbsm-dot-pro (1).jpg (64 KB)



PictureS Mbsm Dot Pro : www.mbsm.pro

Private Picture Copyright : WWW.MBSM.PRO

EJECTEUR-DAB-mbsm-dot-pro (1).jpg (14 KB)



pyright : WWW.MBSM.PRO



pyright : WWW.MBSM.PRO

EJECTEUR-DAB-mbsm-dot-pro (8).jpg (8 KB)



PictureS Mbsm Dot Pro : www.mbsm.pro

Private Picture Copyright : WWW.MBSM.PRO

EJECTEUR-DAB-mbsm-dot-pro (8).jpg (6 KB)



pyright : WWW.MBSM.PRO



pyright : WWW.MBSM.PRO

EJECTEUR-DAB-mbsm-dot-pro (2).jpg (1 MB)



Richard MBSM dot Pro
www.mbsm.pro
Photo Picture Copyright : WWW.MBSM.PRO

EJECTEUR-DAB-mbsm-dot-pro (2).jpg (465 KB)



pyright : WWW.MBSM.PRO



pyright : WWW.MBSM.PRO

EJECTEUR-DAB-mbsm-dot-pro (3).jpg (1 MB)



Richard MBSM dot Pro www.mbsm.pro
Photo Picture Copyright : WWW.MBSM.PRO

EJECTEUR-DAB-mbsm-dot-pro (3).jpg (467 KB)



pyright : WWW.MBSM.PRO




pyright : WWW.MBSM.PRO

EJECTEUR-DAB-mbsm-dot-pro (4).jpg (1 MB)



Richard MBSM Dot Pro www.mbsm.pro
Photo Picture Copyright: WWW.MBSM.PRO

EJECTEUR-DAB-mbsm-dot-pro (4).jpg (408 KB)



pyright : WWW.MBSM.PRO



pyright : WWW.MBSM.PRO

EJECTEUR-DAB-mbsm-dot-pro (5).jpg (1 MB)



Richard MBSM dot Pro www.mbsm.pro
Photo Picture Copyright : WWW.MBSM.PRO

EJECTEUR-DAB-mbsm-dot-pro (5).jpg (524 KB)



pyright : WWW.MBSM.PRO



pyright : WWW.MBSM.PRO

EJECTEUR-DAB-mbsm-dot-pro (6).jpg (1 MB)



Richard MBSM dot Pro www.mbsm.pro
Picture Copyright: WWW.MBSM.PRO

EJECTEUR-DAB-mbsm-dot-pro (6).jpg (318 KB)



pyright : WWW.MBSM.PRO



pyright : WWW.MBSM.PRO

EJECTEUR-DAB-mbsm-dot-pro (7).jpg (1 MB)



Richard Mann G&P Inc www.mbsm.pro
Photo Picture Copyright: WWW.MBSM.PRO

EJECTEUR-DAB-mbsm-dot-pro (7).jpg (451 KB)



pyright : WWW.MBSM.PRO



pyright : WWW.MBSM.PRO

www.mbsm.pro , panne , compresseur, frigorifique , pas de refoulement et présence d'aspiration

Category: Solutions,Technologie,Tester ok
written by mahdi miled | 8 December 2019



PictureS Mbsm Dot Pro : www.mbsm.pro

Solution d'absence de refoulement et de changer le compresseur c'est une clapets
casser

Comment tester les clapets d'un compresseur ?

www.mbsm.pro , Picture ,Traditionnel, from , Chebba , Mahdia , Tunisia ,

Category: Pictures,Publicité,Web
written by mahdi miled | 8 December 2019




PictureS Mbsm Dot Pro : www.mbsm.pro

ملاها اللبسة العربي وشابنا
#اللبسة التقليدية الشابية
صور جميلة من إنتاج نادي الصورة بدار الثقافة الشابة

www.mbsm.pro , PICTURE, How to Make, Blinking Indicator, With relay 6v , Condensor 1000uf , battery 9v , and a simple led

Category: electronique, Tester ok
written by mahdi miled | 8 December 2019



PictureS Mbsm Dot Pro : www.mbsm.pro

Private Picture Copyright : WWW.MBSM.PRO

How to Make, Blinking Indicator, With relay 6v , Condensor 1000uf , battery 9v , and a simple led

الشاعر التونسي امرأة تاريخية , قصيدة
, Mbsm.pro , Poète Tunisien , Mounir
منير بن صالح ميلاد , Ben Salah Miled

Category: News

written by Jamila | 8 December 2019



PictureS Mbsm Dot Pro : www.mbsm.pro

يا امرأة
أدخلتني التاريخ
على يديها
وأشعلت ذُبالي
وباركت وَمَقري
ووضعتني
تحت هُدَّاب الدِّمِّقْسِ
بين ذراعيها
وأوقفت خَلَّجَ عيني
ومنعت عَنِّي حقائقها
وحرَّرت أثيثها
من العقاص
لتأسرني به
بين نهديها

للشاعر التونسي [مرئيات في فلسفة عينيك
Mbsm.pro , Poète Tunisien Mounir Ben
Salah Miled منير بن صالح ميلاد

Category: News

written by www.mbsm.pro | 8 December 2019



PictureS Mbsm Dot Pro : www.mbsm.pro

في عينيك
رقّة الفجر
تتدرّج كؤوس الندى
عطرا
وروح الربيع
تختال في شعابي
في صمت
تؤنق الأرض
رائعات ورد وزهرا
وحياة في حقل العمر
في سحرها القدسي
تماطلت سدك را

www.mbsm.pro , Liste des codes secrets sur Android

Category: Non classé,Technologie

written by mahdi miled | 8 December 2019



Add to contacts



##4636#*#*



1

OO

2

ABC

3

DEF

4

GHI

5

JKL

6

MNO

7

PQRS

8

TUV

9

WXYZ

*

0

+

#



*#06# – IMEI du téléphone
#0# – Menu d'informations (ne fonctionne pas sur tous les téléphones)
#4636# – Menu d'informations
#34971539# – Menu d'informations sur l'appareil photo
#1111# – Version software FTA
*#12580*369# – Infos sur le logiciel et sur le hardware
*#7465625# – Statut de verrouillage de l'appareil
#232338# – Montre l'adresse MAC de l'appareil