

# ZMC, zanussi, Made in Egypt, Compressors

Category: compressor

written by www.mbsm.pro | 8 April 2021

## ➤ R134a

Model	Refr.	HP	Ambient Temp C	Rated Voltage	Cooling Capacity		COP without RC		COP with RC	
					ASHRAE	CECOMAF	ASHRAE	CECOMAF	ASHRAE	CECOMAF
					-23.3°C kcal/h	-25°C W	-23.3°C W/W	-25°C W/W	-23.3°C W/W	-25°C W/W
▶ <input type="checkbox"/> <a href="#">GL45AA</a>	LBP::R134a	1/8	43	A	96	82	1.06	0.82		
▶ <input type="checkbox"/> <a href="#">GL45AN</a>	LBP::R134a	1/8	50	C	96	81	1.05	0.8		
▶ <input type="checkbox"/> <a href="#">GL60AA</a>	LBP::R134a	1/6	43	A	132	114	1.14	0.89		
▶ <input type="checkbox"/> <a href="#">GL60AF</a>	LBP::R134a	1/6	43	D	132	113	1.07	0.82		
▶ <input type="checkbox"/> <a href="#">GL60AH</a>	LBP::R134a	1/6	43	A	133	114	1.31	1.01		
▶ <input type="checkbox"/> <a href="#">GL60AN</a>	LBP::R134a	1/6	50	C	132	114	1.07	0.83		
▶ <input type="checkbox"/> <a href="#">GL70AA</a>	LBP::R134a	1/5	43	A	149	128	1.18	0.92		
▶ <input type="checkbox"/> <a href="#">GL70AN</a>	LBP::R134a	1/5	50	D	150	129	1.08	0.83		
▶ <input type="checkbox"/> <a href="#">GL70AT</a>	LBP::R134a	1/5	43	E	144	122	1.09	0.84		
▶ <input type="checkbox"/> <a href="#">GL75AA</a>	LBP::R134a	1/5	43	A	155	133	1.18	0.92		
▶ <input type="checkbox"/> <a href="#">GL80AA</a>	LBP::R134a	1/5	43	A	173	148	1.19	0.93		
▶ <input type="checkbox"/> <a href="#">GL80AF</a>	LBP::R134a	1/5	43	D	166	141	1.14	0.88		
▶ <input type="checkbox"/> <a href="#">GL80AH</a>	LBP::R134a	1/5	43	A	175	150	1.35	1.06		
▶ <input type="checkbox"/> <a href="#">GL80AN</a>	LBP::R134a	1/4	43	A	196	168	1.36	1.06		
▶ <input type="checkbox"/> <a href="#">GL90AA</a>	LBP::R134a	1/4	43	A	195	167	1.19	0.93		
▶ <input type="checkbox"/> <a href="#">GL90AH</a>	LBP::R134a	1/4	43	A	215	182	1.39	1.08		
▶ <input type="checkbox"/> <a href="#">GL90AN</a>	LBP::R134a	1/4	50	D	190	163	1.1	0.85		
▶ <input type="checkbox"/> <a href="#">GL90AT</a>	LBP::R134a	1/4	43	E	190	161	1.19	0.92		
▶ <input type="checkbox"/> <a href="#">GL99AA</a>	LBP::R134a	1/4	43	A	214	182	1.24	0.96		
▶ <input type="checkbox"/> <a href="#">GL99AH</a>	LBP::R134a	1/4	43	A	215	182	1.39	1.08		
▶ <input type="checkbox"/> <a href="#">GL80AD</a>	LBP::R134a	1/5	43	W	0	0	0	0		
▶ <input type="checkbox"/> <a href="#">GL90AD</a>	LBP::R134a	1/4	43	W	0	0	0	0		

## R134a

Model	Refr.	HP	Ambient Temp C	Rated Voltage	Cooling Capacity		COP without RC		COP with RC	
					ASHRAE	CECOMAF	ASHRAE	CECOMAF	ASHRAE	CECOMAF
					-23.3°C kcal/h	-25°C W	-23.3°C W/W	-25°C W/W	-23.3°C W/W	-25°C W/W
▶ <input type="checkbox"/> <a href="#">GL45AA</a>	LBP::R134a	1/8	43	A	96	82	1.06	0.82		
▶ <input type="checkbox"/> <a href="#">GL45AN</a>	LBP::R134a	1/8	50	C	96	81	1.05	0.8		
▶ <input type="checkbox"/> <a href="#">GL60AA</a>	LBP::R134a	1/6	43	A	132	114	1.14	0.89		
▶ <input type="checkbox"/> <a href="#">GL60AF</a>	LBP::R134a	1/6	43	D	132	113	1.07	0.82		
▶ <input type="checkbox"/> <a href="#">GL60AH</a>	LBP::R134a	1/6	43	A	133	114	1.31	1.01		
▶ <input type="checkbox"/> <a href="#">GL60AN</a>	LBP::R134a	1/6	50	C	132	114	1.07	0.83		
▶ <input type="checkbox"/> <a href="#">GL70AA</a>	LBP::R134a	1/5	43	A	149	128	1.18	0.92		
▶ <input type="checkbox"/> <a href="#">GL70AN</a>	LBP::R134a	1/5	50	D	150	129	1.08	0.83		
▶ <input type="checkbox"/> <a href="#">GL70AT</a>	LBP::R134a	1/5	43	E	144	122	1.09	0.84		
▶ <input type="checkbox"/> <a href="#">GL75AA</a>	LBP::R134a	1/5	43	A	155	133	1.18	0.92		
▶ <input type="checkbox"/> <a href="#">GL80AA</a>	LBP::R134a	1/5	43	A	173	148	1.19	0.93		
▶ <input type="checkbox"/> <a href="#">GL80AF</a>	LBP::R134a	1/5	43	D	166	141	1.14	0.88		
▶ <input type="checkbox"/> <a href="#">GL80AH</a>	LBP::R134a	1/5	43	A	175	150	1.35	1.06		
▶ <input type="checkbox"/> <a href="#">GL80AN</a>	LBP::R134a	1/4	43	A	196	168	1.36	1.06		
▶ <input type="checkbox"/> <a href="#">GL90AA</a>	LBP::R134a	1/4	43	A	195	167	1.19	0.93		
▶ <input type="checkbox"/> <a href="#">GL90AH</a>	LBP::R134a	1/4	43	A	215	182	1.39	1.08		
▶ <input type="checkbox"/> <a href="#">GL90AN</a>	LBP::R134a	1/4	50	D	190	163	1.1	0.85		
▶ <input type="checkbox"/> <a href="#">GL90AT</a>	LBP::R134a	1/4	43	E	190	161	1.19	0.92		
▶ <input type="checkbox"/> <a href="#">GL99AA</a>	LBP::R134a	1/4	43	A	214	182	1.24	0.96		
▶ <input type="checkbox"/> <a href="#">GL99AH</a>	LBP::R134a	1/4	43	A	215	182	1.39	1.08		
▶ <input type="checkbox"/> <a href="#">GL80AD</a>	LBP::R134a	1/5	43	W	0	0	0	0		
▶ <input type="checkbox"/> <a href="#">GL90AD</a>	LBP::R134a	1/4	43	W	0	0	0	0		

## R12

Model	Refr.	HP	Ambient Temp C	Rated Voltage	Cooling Capacity		COP without RC		COP with RC	
					ASHRAE	CECOMAF	ASHRAE	CECOMAF	ASHRAE	CECOMAF
					-23.3°C kcal/h	-25°C W	-23.3°C W/W	-25°C W/W	-23.3°C W/W	-25°C W/W
▶ <input type="checkbox"/> <a href="#">L45AV</a>	LBP::R12	1/8	43	B	221	192	0.91	0.71		
▶ <input type="checkbox"/> <a href="#">L55AV</a>	LBP::R12	1/6	43	B	115	101	0.99	0.78		
▶ <input type="checkbox"/> <a href="#">L55BV</a>	LBP::R12	1/6	43	B	115	101	0.99	0.78		
▶ <input type="checkbox"/> <a href="#">L76AV</a>	LBP::R12	1/5	43	B	145	127	1.05	0.84		
▶ <input type="checkbox"/> <a href="#">L76BV</a>	LBP::R12	1/5	43	B	145	127	1.05	0.84		
▶ <input type="checkbox"/> <a href="#">L88AV</a>	LBP::R12	1/4	43	B	171	150	1.02	0.81		
▶ <input type="checkbox"/> <a href="#">L88BV</a>	LBP::R12	1/4	43	B	171	150	1.02	0.81		
▶ <input type="checkbox"/> <a href="#">LT45AV</a>	LBP::R12	1/8	50	B	94	83	1.04	0.83		
▶ <input type="checkbox"/> <a href="#">LT55AV</a>	LBP::R12	1/6	50	B	115	102	1.06	0.85		
▶ <input type="checkbox"/> <a href="#">LT55BV</a>	LBP::R12	1/6	50	B	115	102	1.06	0.85		
▶ <input type="checkbox"/> <a href="#">LT76BV</a>	LBP::R12	1/5	50	B	155	137	1.14	0.91		
▶ <input type="checkbox"/> <a href="#">LT88BV</a>	LBP::R12	1/4	50	B	190	169	1.16	0.93		
▶ <input type="checkbox"/> <a href="#">P12BW</a>	LBP::R12	1/3	43	A	221	192	0.91	0.71		

Private Picture Copyright : [WWW.MBSM.PRO](http://WWW.MBSM.PRO)

Mbsm\_dot\_pro\_private\_PDF\_catalogo\_cubigel\_R134aTélécharger

## R600a

Model	Refr.	HP	Ambient Temp C	Rated Voltage	Cooling Capacity		COP without RC		COP with RC	
					ASHRAE	CECOMAF	ASHRAE	CECOMAF	ASHRAE	CECOMAF
					-23.3°C kcal/h	-25°C W	-23.3°C W/W	-25°C W/W	-23.3°C W/W	-25°C W/W
▶ <input type="checkbox"/> <a href="#">HL80AH</a>	LBP::R600a	1/7	43	A	104	89	1.37	1.06		
▶ <input type="checkbox"/> <a href="#">HL90AH</a>	LBP::R600a	1/7	43	A	115	99	1.38	1.08		
▶ <input type="checkbox"/> <a href="#">HL99AH</a>	LBP::R600a	1/6	43	A	120	103	1.34	1.03		

Private Picture Copyright : [WWW.MBSM.PRO](http://WWW.MBSM.PRO)

Model	Refr.	HP	Ambient Temp C	Rated Voltage	Cooling Capacity		COP <sub>a</sub> 7.2 <sub>a</sub>
					CECOMAF 5°C W	ASHRAE 7.2°C kcal/h	
<input type="checkbox"/> <a href="#">GL45PB</a>	HMBP::R134a	1/6	43	A			
<input type="checkbox"/> <a href="#">GL45PB</a>	HMBP::R134a	1/6	0	300			
<input type="checkbox"/> <a href="#">GL45TB</a>	HMBP::R134a	1/6	43	A			
<input type="checkbox"/> <a href="#">GL60PB</a>	HMBP::R134a	1/5	43	A			
<input type="checkbox"/> <a href="#">GL60TB</a>	HMBP::R134a	1/5	43	A			
<input type="checkbox"/> <a href="#">GL80PB</a>	HMBP::R134a	1/5	43	A			
<input type="checkbox"/> <a href="#">GL80TB</a>	HMBP::R134a	F	0	300			
<input type="checkbox"/> <a href="#">GL90TB</a>	HMBP::R134a	1/4	43	A			
<input type="checkbox"/> <a href="#">GP12TB</a>	HMBP::R134a	3/8	43	A			

Private Picture Copyright: [WWW.MBSM.PRO](http://WWW.MBSM.PRO)

Whirlpool, Aspera, NE2125E, LBP, capacitive, start inductive run, hermetic compressor, R22, 1/4Hp++ or 1/3Hp-

Category: compressor

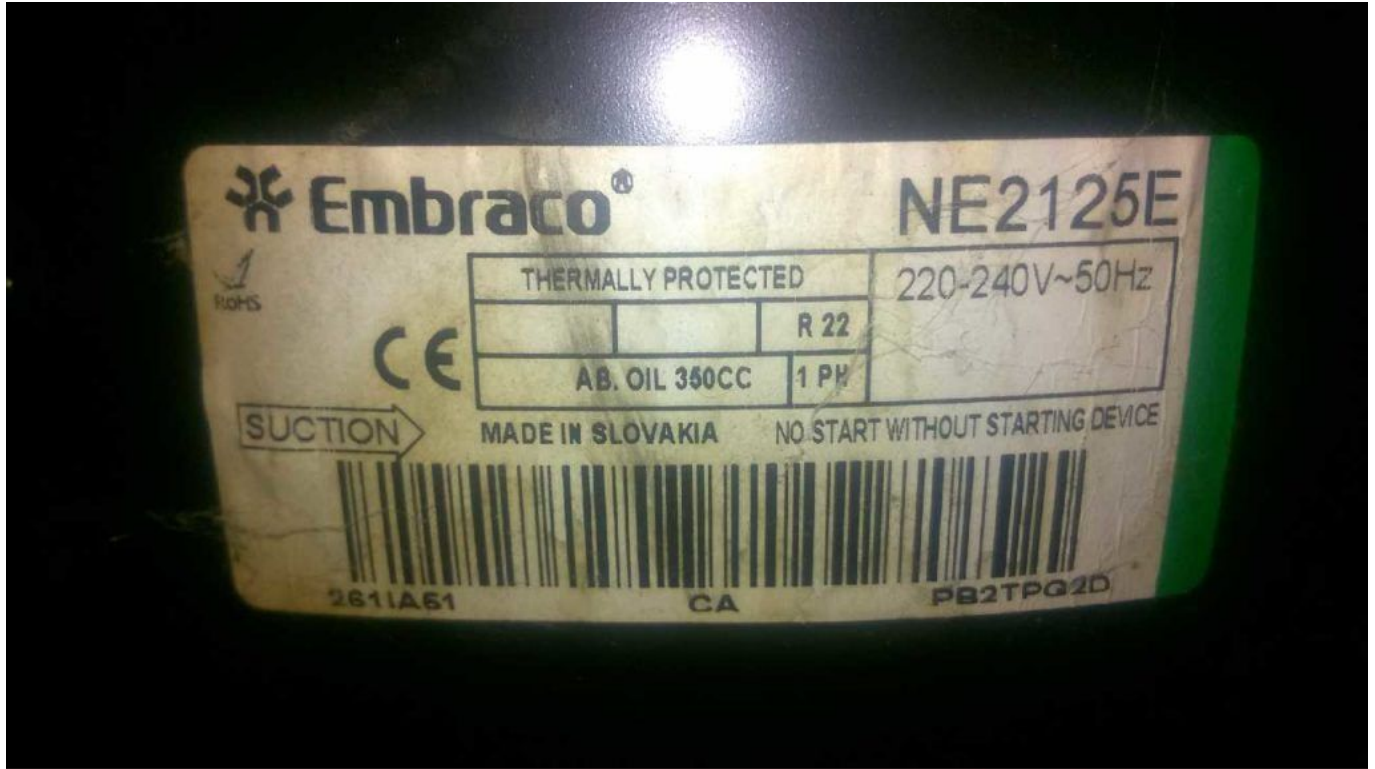
written by [www.mbsm.pro](http://www.mbsm.pro) | 8 April 2021



Private Picture Copyright: [WWW.MBSM.PRO](http://WWW.MBSM.PRO)

compressor Aspera NE2125E, LBP – R22, 220-240V / 1 / 50Hz, stroke volume 8.78

cm3, LRA 11.0A, motor type CSIR, capillary tube / expansion valve operation, oil AB 46. Cooling capacity measured for condensation temperature of: 45 ° C, Measurement conditions: ASHRAE  
Unfortunately the compressor is no longer available.  
If you would like an offer for an identical alternative, please email us or give us a short call, we will prepare an offer for you. Cooling capacity (W) at To  
- 10 ° C - 15 ° C - 20 ° C - 25 ° C - 30 ° C  
651      517      401      304      226



## R22 - LBP Applications

COMPRESSOR	FREQUENCY	DIMENSION	
		(from -30°C to -5°C evap. temp.)	-
NE2125E	50 Hz	0.91 mm I.D. × 3.2 m	-
	60 Hz	0.91 mm I.D. × 2.85 m	-
NE2134E	50 Hz	0.91 mm I.D. × 2.8 m	-
	60 Hz	0.91 mm I.D. × 2.5 m	-
T2140E	50 Hz	0.91 mm I.D. × 2.6 m	-
	60 Hz	0.91 mm I.D. × 2.3 m	-
T2155E	50 Hz	1.20 mm I.D. × 3.9 m	-
	60 Hz	1.20 mm I.D. × 3.5 m	-
T2168E	50 Hz	1.20 mm I.D. × 3.3 m	-
	60 Hz	1.20 mm I.D. × 2.8 m	-
NJ2178E	50 Hz	1.20 mm I.D. × 3.0 m	-

PictureS Mbsm Dot Pro : [www.mbsm.pro](http://www.mbsm.pro)

Private Picture Copyright : [WWW.MBSM.PRO](http://WWW.MBSM.PRO)



Private Picture Copyright : [WWW.MBSM.PRO](http://WWW.MBSM.PRO)



Private Picture Copyright : [WWW.MBSM.PRO](http://WWW.MBSM.PRO)



Private Picture Copyright : [WWW.MBSM.PRO](http://WWW.MBSM.PRO)



Private Picture Copyright : [WWW.MBSM.PRO](http://WWW.MBSM.PRO)









Private Picture Copyright: [WWW.MBSM.PRO](http://WWW.MBSM.PRO)

Mbsm\_dot\_pro\_private\_PDF\_ne2125e-Embraco\_VerdichterTélécharger

<b>Shipping Class</b>	Default
<b>Scope Of Application</b>	LBP
<b>Delivery Time</b>	2-3 Weeks
<b>Stock Availability</b>	In Stock
<b>Type</b>	Reciprocating Piston
<b>Condensation Temperature</b>	45 ° C
<b>Manufacturer</b>	Aspera
<b>Manufacturer No.</b>	NE2125E
<b>Power In Hp</b>	1/4 +
<b>Starting Torque</b>	HST
<b>Stroke Volume In Cm3</b>	8.78
<b>Measurement Conditions</b>	Ashrae
<b>Refrigerant</b>	R22
<b>Oil Type</b>	IS046
<b>Series</b>	NE
<b>Condensing Units Compressors</b>	Compressor

Tension	220-240V
Weight In Kg	10.4

---

Mbsm.pro, Donper, Hermetic,  
Compressor , R600a, Lj126Cy,  
lu126cy1, 1/3 Hp, R600a

Category: compressor

written by [www.mbsm.pro](http://www.mbsm.pro) | 8 April 2021



Private Picture Copyright : [WWW.MBSM.PRO](http://WWW.MBSM.PRO)

Mbsm.pro, Donper, Hermetic, Compressor , R600a, Lj126Cy, lu126cy1, 1/3 Hp, R600a

# Vacuum Pump, 1/4 Hp , Vane Pump, Rotary Vane, Valve Rotary, POMPE À VIDE, Restoration

Category: Technologie,Tester ok  
written by [www.mbsm.pro](http://www.mbsm.pro) | 8 April 2021



Private Picture Copyright : [WWW.MBSM.PRO](http://WWW.MBSM.PRO)



Private Picture Copyright: [WWW.MBSM.PRO](http://WWW.MBSM.PRO)






Private Picture Copyright: WWW.MBSM.PRO




Private Picture Copyright: WWW.MBSM.PRO



Private Picture Copyright: [WWW.MBSM.PRO](http://WWW.MBSM.PRO)




Private Picture Copyright: [WWW.MBSM.PRO](http://WWW.MBSM.PRO)




Private Picture Copyright: [WWW.MBSM.PRO](http://WWW.MBSM.PRO)



Private Picture Copyright: [WWW.MBSM.PRO](http://WWW.MBSM.PRO)







Private Picture Copyright : [WWW.MBSM.PRO](http://WWW.MBSM.PRO)





Private Picture Copyright: [WWW.MBSM.PRO](http://WWW.MBSM.PRO)



Private Picture Copyright: [WWW.MBSM.PRO](http://WWW.MBSM.PRO)



Private Picture Copyright : [WWW.MBSM.PRO](http://WWW.MBSM.PRO)

















Private Picture Copyright: [WWW.MBSM.PRO](http://WWW.MBSM.PRO)





Private Picture Copyright : [WWW.MBSM.PRO](http://WWW.MBSM.PRO)



Private Picture Copyright : WWW.MBSM.PRO

# Free, Program, Download, Msmgroup Cls Clean, Small Program to clean everything in Startup Windows

Category: Programmation

written by [www.mbsm.pro](http://www.mbsm.pro) | 8 April 2021

<input type="checkbox"/> Nom	Modifié le	Type	Taille
<input checked="" type="checkbox"/> Mbsmgroup.exe	28/01/2021 22:25	Application	5 985 Ko

Description du fichier : Mbsmgroup Cls Clean Installer  
Entreprise : MBSMGROUP  
Version du fichier : 1.0.0.0  
Date de création : 28/01/2021 22:25  
Taille : 5,84 Mo



Private Picture Copyright : WWW.MBSM.PRO

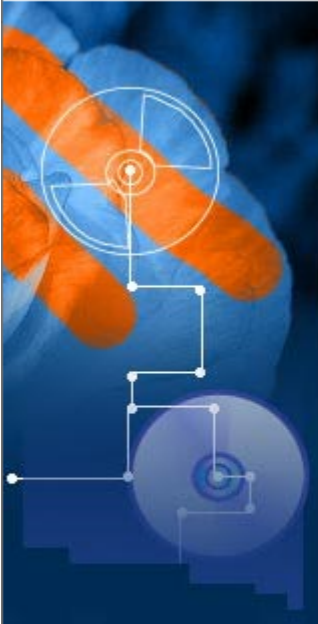
<input type="checkbox"/> Nom	Modifié le	Type	Taille
<input checked="" type="checkbox"/> Mbsmgroup.exe	28/01/2021 22:25	Application	5 985 Ko

Description du fichier : Mbsmgroup Cls Clean Installer  
Entreprise : MBSMGROUP  
Version du fichier : 1.0.0.0  
Date de création : 28/01/2021 22:25  
Taille : 5,84 Mo



Private Picture Copyright : WWW.MBSM.PRO

MGS Installation de Mbsmgroup Cls Clean

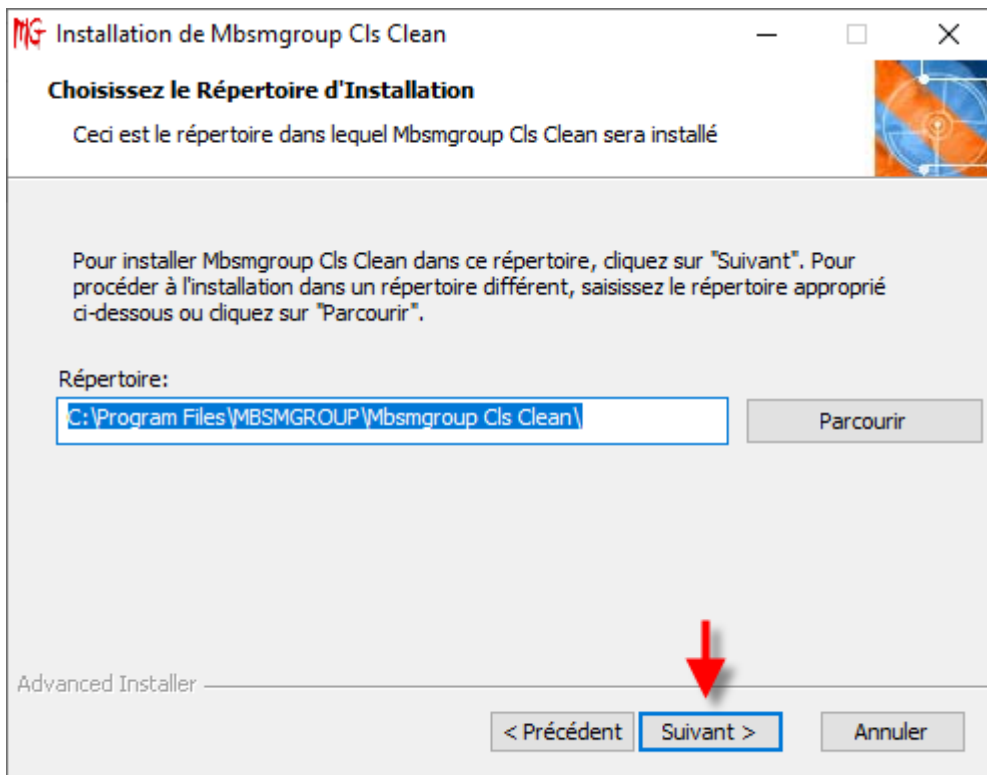


### Bienvenue dans l'Assistant de Configuration de Mbsmgroup Cls Clean

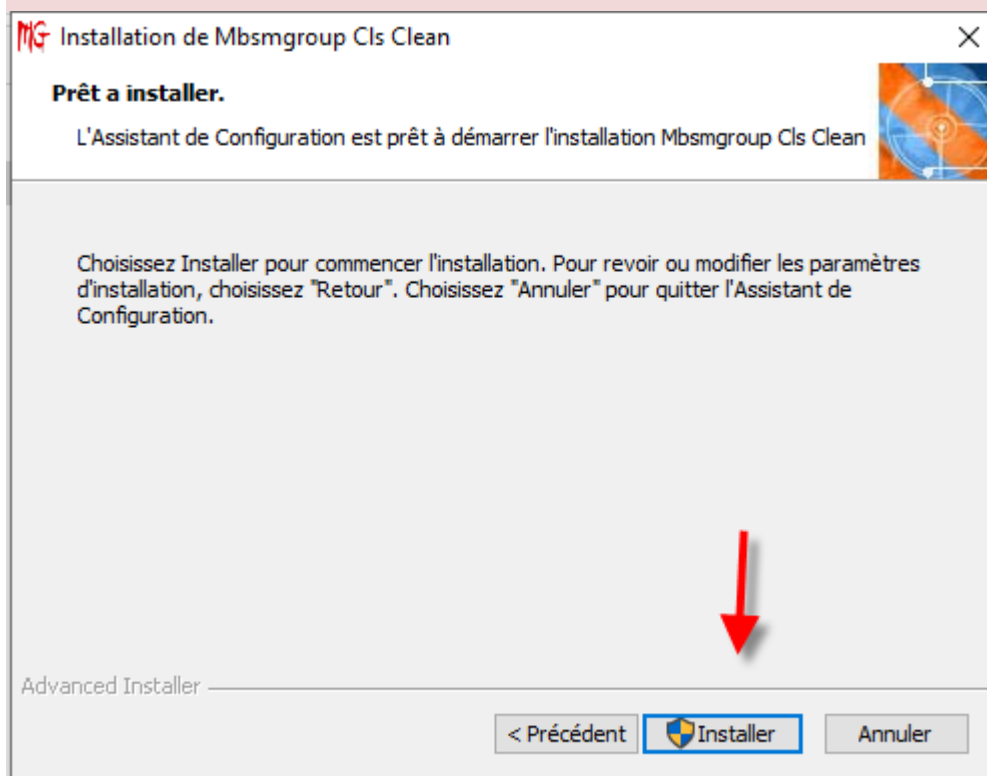
L'Assistant de Configuration va installer Mbsmgroup Cls Clean sur votre ordinateur. Cliquez sur "Suivant" pour continuer ou "Annuler" pour quitter l'Assistant de Configuration.

< Précédent **Suivant >** Annuler

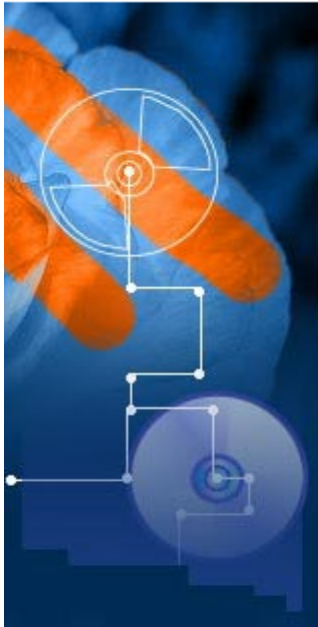
Private Picture Copyright : WWW.MBSM.PRO



Private Picture Copyright : [WWW.MBSM.PRO](http://WWW.MBSM.PRO)



Private Picture Copyright : [WWW.MBSM.PRO](http://WWW.MBSM.PRO)



## Fin de l'Assistant de Configuration de Mbsmgroup Cls Clean

Cliquez sur le bouton "Terminer" pour sortir de l'Assistant de Configuration



< Précédent

Terminer

Annuler


Private Picture Copyright : [WWW.MBSM.PRO](http://WWW.MBSM.PRO)

---

# MAZOUT, Brûleur, FIOUL, Combust, RIELLO, RBL, R.B.L, Baltur , POUR CHAURIDIÈRE DE CHAUFFAGE DOMESTIQUE

Category: Plomberie,Technologie

written by [www.mbsm.pro](http://www.mbsm.pro) | 8 April 2021




Private Picture Copyright : [WWW.MBSM.PRO](http://WWW.MBSM.PRO)

MAZOUT, Brûleur, FIOUL, Combust, RIELLO, RBL, R.B.L, Baltur , POUR CHAUDIÈRE  
DE CHAUFFAGE DOMESTIQUE



Private Picture Copyright : [WWW.MBSM.PRO](http://WWW.MBSM.PRO)



696440

R.E.L. RL 130 3475431			41/80+130 Kg/n
TIPO/TYP/TYPE	662 T1 DZZO		486/948+1540 kW
N°	02428000129	2,6 kW	BN 5G426/99 
3N~400/230V 50 Hz			
Combust. / Heizöl / Fuel		max.visc @ 20 °C	6 mm <sup>2</sup> /s (1,5°E)



Private Picture Copyright : [WWW.MBSM.PRO](http://WWW.MBSM.PRO)

<b>R.B.L.</b>	RL 190	3092152		64/120+206 Kg/h
T20/TYP/TYPE	2152D	DZZO		759/1423+2443 KV
N°	02478000225	5,5 kW		
3N ~ 400/230V		50 Hz		
Combust./Heizöl/Fuel max.visc @ 20°C 6 mm $\varnothing$ (1,5"E)				
RELO S.p.A. I-37045 Legnago (VR)				



Private Picture Copyright : [WWW.MBSM.PRO](http://WWW.MBSM.PRO)







Private Picture Copyright : [WWW.MBSM.PRO](http://WWW.MBSM.PRO)

**baltur**

Cento (FE)  
s.r.l.

**BGN 300P**

N. Matr. 2240049 Anno 1995  
Serial Nr. 2240049 Year 1995  
Combustibile Metano  
Fuel Natural gas  
Bistadio Basse pressione  
Two stage Low pressure  
Gas Categoria I  
Potenza termica nom 7.5 kW  
Rated input 7.5 kW  
3N 50 Hz 220-380 V


1	2	3	4	5	6
collegato in linea					

N02488000983	TIPO/TYP TYPE	2116 0	220 V ~ 50/60 Hz	0.9 kW
		80 ÷ 450 Kg/h	990 ÷ 5200	kW
Combust. Heizöl / Fuel	max. visc. @	50°C	500 mm <sup>2</sup> /s (69 °E)	0224
TI 10 PR 50°2116				R.B.L.
		<input type="checkbox"/> DUE STADI PROGRESSIVI GLEITEND ZWEISTUFIG		
		<input type="checkbox"/> MODULANTE MODULIEREND		





Private Picture Copyright : [WWW.MBSM.PRO](http://WWW.MBSM.PRO)



Private Picture Copyright : [WWW.MBSM.PRO](http://WWW.MBSM.PRO)

## CLE, P/COLLECTEUR, 9623, COMAP, Clé 24, Clé pour raccord collecteur

Category: Plomberie

written by [www.mbsm.pro](http://www.mbsm.pro) | 8 April 2021



Clé pour raccord collecteur







Private Picture Copyright : [WWW.MBSM.PRO](http://WWW.MBSM.PRO)



# Lave-linge, Samsung, code, Erreur, 3e, Changer ou réparer le moteur , Erreur charbon de démarrage

Category: Solutions

written by [www.mbsm.pro](http://www.mbsm.pro) | 8 April 2021



Private Picture Copyright : [WWW.MBSM.PRO](http://WWW.MBSM.PRO)


✘  
Le code erreur 3E apparaît sur une machine à laver Samsung, il est généralement dû à trop de vêtements dans la machine à laver, à un vêtement qui s'est coincé dans le tambour ou à une mauvaise connexion dans le faisceau de câbles. Commencez par retirer certains vêtements de la machine et redémarrez la machine. Si vous obtenez toujours le code erreur 3E, vérifiez s'il y a un vêtement coincé dans le tambour et retirez-le. Si vous obtenez toujours le code erreur 3E après cela, avant de passer au point suivant, éteignez le lave-linge et éteignez-le en débranchant la prise de courant.

1. Retirez le panneau arrière de la machine à laver pour accéder au moteur du lave-linge. Débranchez et connectez les fils un par un pour vous assurer qu'il n'y a pas de mauvaise connexion.
2. Tout comme le moteur de la machine à laver peut avoir des mauvaises connexions, il en va de même pour le module de commande. Par conséquent, vérifiez le câblage du module de commande et déconnectez-les et connectez-les un par un pour vous assurer qu'il n'y a pas de mauvaise connexion.
3. À l'arrière de la machine à laver, vous trouverez un capteur qui détecte la vitesse et la direction du tambour. Ce capteur peut également avoir une mauvaise connexion. Débranchez et connectez les fils sur ce capteur un par un.
4. Si vous avez vérifié ce qui précède et que votre lave-linge Samsung signale toujours le code erreur 3E, le moteur est probablement défectueux et doit être remplacé. Vous pouvez trouver un nouveau moteur pour votre lave-linge Samsung [ici](http://www.mbsm.pro). Si vous ne trouvez pas un moteur dans la liste des produits qui

correspond à votre lave-linge



Private Picture Copyright : WWW.MBSM.PRO



Private Picture Copyright : WWW.MBSM.PRO




Private Picture Copyright : [WWW.MBSM.PRO](http://WWW.MBSM.PRO)




Private Picture Copyright : [WWW.MBSM.PRO](http://WWW.MBSM.PRO)




Private Picture Copyright : [WWW.MBSM.PRO](http://WWW.MBSM.PRO)



Private Picture Copyright : [WWW.MBSM.PRO](http://WWW.MBSM.PRO)



Private Picture Copyright : [WWW.MBSM.PRO](http://WWW.MBSM.PRO)



Private Picture Copyright : [WWW.MBSM.PRO](http://WWW.MBSM.PRO)



Private Picture Copyright: WWW.MBSM.PRO

## Hitachi Compressor, LBP, R134a, FL1152-RG, 1/6 Hp, 155W, série R012

Category: compressor

written by www.mbsm.pro | 8 April 2021

Code No.	Model	HP	Capacity (W)	Current (A)	Efficiency COP (w/w)	Voltage / Frequency
<b>R134a Models</b>						
R012001	FL 06S34-TAB	1/12	85	0.70	0.93	220V – 240V / 50Hz
R012002	FL 0739-SQ	1/10	114	0.72	1.20	
R012003	FL 0847-SD	1/8	130	0.83	1.19	
R012005	FL 1152-SB	1/6	143	0.82	1.27	
R012006	FL 1257-SR	1/5	160	0.90	1.25	
R012007	FL 14S62-TAD	1/5	175	0.95	1.30	
R012008	FL 1568-SQ	1/4	200	1.11	1.30	
R012009	FL 20S88-TAC	1/3	255	1.50	1.25	
R012010	FL1888-SE	1/3	245	1.51	1.25	
<b>R600a Models</b>						
	CL 0545-SZ	1/12	62	0.70	1.12	220V – 240V / 50Hz
	CL 1297-SA	1/5	156	0.90	1.46	
	CL 1310-SA	1/5+	163	0.95	1.48	
<b>R600a Models (Inverter)</b>						
	CL 1588-DZ	1/6	134	0.83	1.62	220V – 240V / 50Hz
	CL 1610-DL	1/5	160	0.90	1.65	

Private Picture Copyright: WWW.MBSM.PRO

Code No.	Model	HP	Capacity (W)	Current (A)	Efficiency COP (w/w)	Voltage / Frequency
<b>R134a Models</b>						
R012001	FL 06S34-TAB	1/12	85	0.70	0.93	220V – 240V / 50Hz
R012002	FL 0739-SQ	1/10	114	0.72	1.20	
R012003	FL 0847-SD	1/8	130	0.83	1.19	
R012005	FL 1152-SB	1/6	143	0.82	1.27	
R012006	FL 1257-SR	1/5	160	0.90	1.25	
R012007	FL 14S62-TAD	1/5	175	0.95	1.30	
R012008	FL 1568-SQ	1/4	200	1.11	1.30	
R012009	FL 20S88-TAC	1/3	255	1.50	1.25	
R012010	FL1888-SE	1/3	245	1.51	1.25	
<b>R600a Models</b>						
	CL 0545-SZ	1/12	62	0.70	1.12	220V – 240V / 50Hz
	CL 1297-SA	1/5	156	0.90	1.46	
	CL 1310-SA	1/5+	163	0.95	1.48	
<b>R600a Models (Inverter)</b>						
	CL 1588-DZ	1/6	134	0.83	1.62	220V – 240V / 50Hz
	CL 1610-DL	1/5	160	0.90	1.65	

HITACHI FL1152-RG

220V 50/60Hz OIL 2010.04.27



SERIAL NO. 00542 HFC-134a

⚠ WARNING | HIGH TEMPERATURE  
ELECTRIC SHOCK  
DO NOT TOUCH H24

60Hz	FL1462-P*	6.2	180	154	615	350	St	RSR	10.5	200	
	FL1462-P*	6.2	210	180	717	310	St	RSCR	11.8	216	
	FL1568-P*	6.8	210	180	717	310	St	RSCR	11.5	217	
	FL1675-P*	7.5	233	200	795	300		OC	RSR	10.8	216
	FL1875-P*	7.5	225	193	768	300		OC	RSR	11.9	211
	FL1875-P*	7.5	255	219	871	300		OC	RSCR	11.9	216
	FL0634-U*	3.4	98	84	335	270	St	RSR	8.3	179	
	FL0739-U*	3.9	114	98	389	270	St	RSR	8.3	179	
	FL1052-U*	5.2	147	126	502	270	St	RSR	8.1	179	
127V	FL1152-U*	5.2	155	133	529	240	St	RSR	9.0	180	
60Hz	FL1262-U*	6.2	173	148	591	320	St	RSR	9.8	195	
	FL1462-U*	6.2	180	154	615	350	St	RSR	10.5	200	
	FL1568-U*	6.8	208	178	710	310	St	RSCR	11.5	216	
	FL1568-U*	6.8	228	196	778	310	St	RSR	10.5	200	
	FL1875-U*	7.5	225	193	768	300		OC	RSR	11.1	216
200V	FL1875-T*	7.5	200	232	172	683	300	OC	IR	11.1	211
50/60Hz	FL2088-T*	8.8	263	290	226	898	300	OC	IR	11.1	211
	FL0634-R*	3.4	98	84	335	270	St	RSR	8.0	179	
	FL0739-R*	3.9	115	99	393	270	St	RSR	8.0	179	
	FL0845-R*	4.5	122	105	417	240	St	RSR	8.7	180	
220V	FL1052-R*	5.2	150	129	512	240	St	RSR	8.9	180	
60Hz	FL1152-R*	5.2	155	133	529	270	St	RSR	8.1	179	
	FL1262-R*	6.2	162	139	553	320	St	RSR	9.8	195	
	FL1462-R*	6.2	207	178	707	300	St	RSR	10.6	196	
	FL1568-R*	6.8	228	196	778	310	St	RSR	10.5	200	
	FL1568-R*	6.8	181	155	618	300	St	RSCR	11.5	216	
	FL1875-R*	7.5	238	204	813	300		OC	RSR	11.1	216
	FL0634-S*	3.4	95	82	324	240	St	RSCR	9.0	180	
	FL0634-S*	3.4	82	70	280	270	St	RSR	7.8	179	
	FL0734-S*	3.4	95	82	326	240	St	RSCR	9.0	180	

Private Picture Copyright: WWW.MBSM.PRO

Mbsm\_dot\_pro\_private\_PDF\_FL1152-RGTélécharger

## Mbsm.pro, PDF, DAEWOO COMPRESSOR, HPL23YH-5, 199W, 1/4 Hp, R134A , 90G

Category: Files

written by www.mbsm.pro | 8 April 2021



Private Picture Copyright : [WWW.MBSM.PRO](http://WWW.MBSM.PRO)



Private Picture Copyright: [WWW.MBSM.PRO](http://WWW.MBSM.PRO)

[Mbsm\\_dot\\_pro\\_private\\_PDF\\_HPL23YH-5Télécharger](#)

[Mbsm\\_dot\\_pro\\_private\\_PDF\\_HPL23YH-5-2Télécharger](#)



