

Compressor, TEE, TURK ELEKTRIK , R600a, MTS200MT, MTS170MT, MTS185MT

Category: compressor

written by www.mbsm.pro | 12 April 2021



Private Picture Copyright : WWW.MBSM.PRO

Compressor, TEE, TURK ELEKTRIK , R600a, MTS200MT, MTS170MT, MTS185MT

www.mbsm.pro , 500 Livres Documentaire

Category: Non classé

written by mahdi miled | 12 April 2021



PictureS Mbsm Dot Pro : www.mbsm.pro

تم إضافة أقسام وكتب جديدة إلى مكتبتني على درايف يبلغ الآن عدد الكتب لدي أكثر من 500 كتاب يمكنكم تحميل ما تشاؤون منها بمجرد الضغط على الرابط سوف ينقلكم مباشرةً إلى الكتاب

<https://drive.google.com/folderview...>

كما يمكنكم تحميل الكتب عن طريق قناة التلكرام من خلال هذا الرابط <https://t.me/ThurayaElectronics>

ملاحظة : (تحزير إلى أصحاب النفوس الضعيفة ممن يريدون استغلال رابط مكتبتني على درايف لكي يقومون بتقصيره واستبداله بروابط مشبوهة أريد أن أقول لكم أنني أقوم بنقل الكتب (وتغيري رابط الوصول إليها بشكل مستمر لذلك لن تنجح بهذا الأمر)

www.mbsm.pro , 500 Livres Documentaire.jpg (44 KB)



PictureS Mbsm Dot Pro : www.mbsm.pro

Private Picture Copyright : WWW.MBSM.PRO

www.mbsm.pro , 500 Livres Documentaire.jpg (54 KB)



pyright : WWW.MBSM.PRO



العربا للإلكترونيات

pyright : WWW.MBSM.PRO

www.mbsm.pro , Compresseur Cubigel
, Compresseur GL90AA R-134a 1/4HP 230V
,

Category: Non classé

written by mahdi miled | 12 April 2021



cubigel
compressors

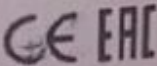
GL90AA

220-240V~50Hz

R134a

PH1

THERMALLY PROTECTED



MADE IN SPAIN



2

7045338569100901

08261



paramètres techniques

numéro de pièce

605185

fréon

R134a

type

GL90AA

voltage

220-240 V

fréquence

50 Hz

domaine d'utilisation

LBP

poids

9.4 kg

puissance

1/4 HP

puissance absorbée

184 W

cylindrée

8.1 cm³

système de moteur

RSIR

hauteur

185.6 mm

puissance à -30°C

148 W

puissance à -25°C

200 W

puissance à -20°C

261 W

puissance à -15°C

330 W

puissance à -10°C

407 W

puissance à -5°C

– W

puissance à 0°C

– W

puissance à +5°C

– W

puissance à +10°C

– W

température ambiante max.

43 °C

www.mbsm.pro-Cubigel-14H-GL90AA.jpg (52 KB)



smart 2 Pro
INFINITY DUAL CAMERA

PictureS Mbsm Dot Pro : www.mbsm.pro

Private Picture Copyright : WWW.MBSM.PRO

www.mbsm.pro-Cubigel-14H-GL90AA.jpg (54 KB)



pyright : WWW.MBSM.PRO



pyright : WWW.MBSM.PRO


Mbsm.pro , تأمين الأجهزة , Lockout Tagout , المعدات الكهربائية , نظام السلامة المهنية

Category: Arabe, Développement, Technologie

written by www.mbsm.pro | 12 April 2021



Mbsm Dot Pro : www.mbsm.pro





غلق بمشبك قابل للطي ، مما يسمح لسته أقفال لقفل جهاز واحد
أو القفل والعلامة هو إجراء أمان يستخدم في إعدادات الصناعة والبحث للتأكد من أن
الآلات الخطرة مغلقة بشكل صحيح ولا يمكن تشغيلها مرة أخرى قبل الانتهاء من أعمال
الصيانة أو الإصلاح. يتطلب الأمر عزل " مصادر الطاقة الخطرة وجعلها غير صالحة للعمل"
قبل بدء العمل في المعدات المعنية. يتم بعد ذلك قفل مصادر الطاقة المعزولة ووضع
علامة على القفل تحدد العامل الذي وضعه. عندها يمسك العامل بمفتاح القفل ، مما يضمن
أنه فقط هو أو هي قادر على إزالة القفل وبدء تشغيل الجهاز. هذا يمنع بدء التشغيل
العرضي لجهاز ما عندما يكون في حالة خطرة أو عندما يكون العامل على اتصال مباشر
به. ^{1]}

في مختلف الصناعات كوسيلة آمنة للعمل على المعدات الخطرة Lockout-tagout يستخدم
، ويفوضه القانون في بعض البلدان

mbsm.pro , Compresseur Aspera ,
Embraco ,NEK2168GK , R404a/R507 , LBP
,3/4 HP,nominal output: 707 W

Category: Technologie,Tester ok
written by www.mbsm.pro | 12 April 2021



PictureS Mbsm Dot Pro : www.mbsm.pro

EMBRACO is a company specialized in cooling solutions and world leader in the hermetic compressor market. Our mission: provide innovative solutions for a better quality of life, always attentive to technological excellence and sustainability. Technological leadership, operational excellence and sustainability are some of the pillars which ensure the EMBRACO differential over other companies in the world market. Its products are now considered the favorite leading home appliance manufacturers by major automakers and are spotlighted by manufacturers of commercial refrigeration equipment. With global operations and production capacity exceeding 34 million units a year, the company offers solutions that are differentiated for their innovation and low energy consumption. Its 11.500 employees work in factories and offices located in Brazil (headquarters), China, Italy, Slovakia, Mexico, the United States and Russia. Energy efficiency is constantly sought in the processes, products and relationships with the communities where it operates. Our company is the absolute leader in this segment, being able to offer products that meet the most restrictive international standards regarding energy consumption.

As a worldwide leader, EMBRACO tries to anticipate market changes, and in doing so, our company is in a state of permanent transformation. We continuously assess our processes in order to maintain our leadership within the industry and promote growth, without forgetting the pillars of our organization.

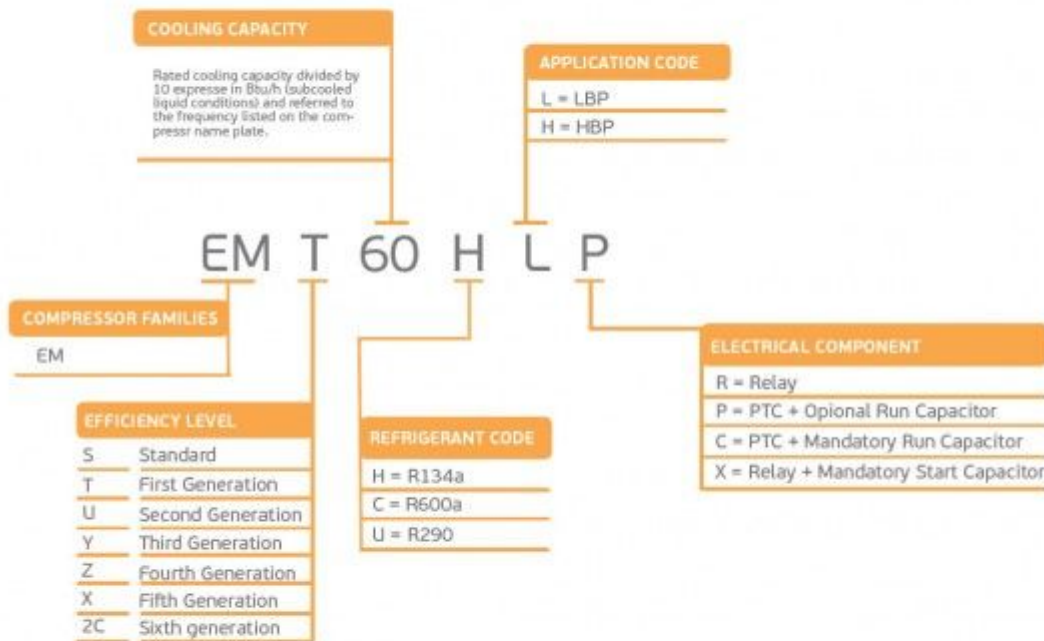
Compressor ASPERA NEK2168GK | NEK 2168 GK

Refrigerant	R404/R507
Working range[stC] LBP	-40 to -10
Nominal capacity [W] (evaporating temperature -23,3C, Condensing temperatur +54,4C)	688
Power supply	220-240V 50Hz
Engine type	CSIR
Displacement [cm ³]	14,28
Weight [kg]	11,6
Evaporating temperature +55 C	

Evaporating Temperature	Cooling Capacity +/-5%	Power Consumption +/-5%	Current Consumption +/-5%	Gas Flow Rate +/-5%	Efficiency +/-7%			
°C	(kcal/h)	(W)	(Btu/h)	(W)	(A)	(kg/h)	(kcal/Wh)	(W/W)
-40	226	263	897	370	3,46	6,01	0,61	0,71
-35	309	359	1.224	435	3,57	8,22	0,71	0,82
-30	413	481	1.640	506	3,73	11,06	0,82	0,95
-25	541	629	2.146	584	3,95	14,52	0,93	1,08
-20	691	803	2.740	668	4,21	18,64	1,03	1,20
-15	863	1.004	3.424	759	4,53	23,43	1,14	1,32
-10	1.058	1.230	4.197	856	4,90	28,92	1,24	1,44

Refrigerant: R404A, R507

		R404A / R507							
		LBP	VOLT. FREQ.	COOL. CAP. [W]	DISPL. [cc]	MBP	VOLT. FREQ.	COOL. CAP. [W]	DISPL. [cc]
NE NEK	NEK2117GK	A	125	4,51	NEK6144GK	A	550	4,51	
	NEK2121GK	A	151	5,44	NEK6165GK	A	743	6,20	
	NEK2125GK	A	182	6,20	NEK6181GK	A	841	7,28	
	NEK2130GK	A	213	7,37	NEK6210GK	A / N	1.005	8,77	
	NEK2134GK	A / N	248	8,77	NEK6213GK	A	1.337	12,11	
	NEK2150GK	A	329	12,11	NEK6217GK	A / N	1.164	14,28	
	NEK2168GK	A	378	14,28					
	NEK2172GK	C	819	16,80					



embraco **NEK**



R404A **LBP**

PictureS Mbsm Dot Pro : www.mbsm.pro



Picture5 Mbsm Dot Pro : www.mbsm.pro

mbsm.pro , Compresseur Aspera , Embraco NEK2168GK , R404A , LBP ,3/4 HP
Compresseur hermetique de Aspera – Embraco NEK2168GK – R404A
3/4 HP
220-240V 50 Hz
Cylindrée = 14.3 CM3
APPLICATIONS = LBP
Moteur type: CSR

www.mbsm.pro , when capacitor explodes , Pictures

Category: Pictures,Technologie,Tester ok
written by www.mbsm.pro | 12 April 2021



pyright : WWW.MBSM.PRO

A capacitor is a device used to store an electric charge, consisting of one or more pairs of conductors separated by an insulator.

Unexpectedly the electrolytic capacitors explodes with huge sound and sometime it smoke.

Get started , how to explode a capacitor ???

All capacitors have a maximum voltage and their destruction depends upon the internal construction. Explosions are understood only by delving into the internal construction of electrolytic capacitors – the primary culprit.

Most small value capacitors are simple sandwiches of conductor and insulator and when the voltage exceeds the dielectric strength of the insulation, they short out and burn, crack, pop, open, or smoke. Explosions are rare for these. Popping open is more likely. Their failure is self evident either visually or by failure to function in the circuit.

Most large value capacitors in order to be as small in physical size as possible, have to get the conductive plates of the capacitor as close together as possible and at the same time not so small that the voltage rating is impractical.

It is for this reason that the family of electrolytic capacitors was developed. The trick they use to get high capacity with small separations and reasonable voltage is that they use the “anodizing” of chemical electrolysis on one surface and a water based electrolyte for the other surface. Take one apart and see.

Notice that when a conductive metal is “anodized” by electrochemical process it turns into a dull film that is rather tough and is an insulator. This means that the actual conductive plate of the capacitor has this film entirely between itself and the other plate.

Then the other plate uses a trick too. There’s a water base solution soaked into a paper separator. Now if there was no water, the paper would be the dielectric of a normal capacitor separating the plates. But not here. Here the water has an alkali added to become a fair conductor. And as a liquid it soaks right into the surface structures of the capacitor. So it’s not the paper thickness at all – and not even the insulating surface on the other plate, but the inner recesses of the anodized surface that determine the dielectric distances.

So the operating voltage that a capacitor can tolerate depends upon how thick this anodized film is. And that is a function of it’s manufacture. Now there is a most useful characteristic that tells us we are nearing the max voltage, called leakage.

Here is a way you can check this out. Put in series, a test electrolytic capacitor (polarize it correctly), a variable power supply, a microammeter, and

a 1 meg resistor (to limit and protect the meter). From zero as you increase the voltage there will be no current initially, then as you approach the spec op voltage, there will start a small leakage current. Since you have a limiting resistor here, you can increase the voltage without damage. continuing to increase the voltage discovers an increasing leakage current. It is a matter of practice how much safety you apply between the rating and the actual voltage of the circuit.

You can now see how it is that an electrolytic capacitor fails, it is not a voltage breakdown of the dielectric material, but the increase of leakage current that is troublesome. A rising leakage means heat which will boil the water and make steam – that's the explosion process.

This is explosion as occasional failure of the few. But there is a more spectacular explosion process – it's explosion by mistake – namely being installed backward. In such a case, the anodizing chemistry is reversed and rather rapidly, the anodized film starts to reverse, and quickly thins out at a weak spot in the rather large effective film area of the capacitor. Then we have short circuit currents and steam generation rather quickly. This sort of explosion usually fills the space (the casing or the whole room if exposed) with little shreds of aluminum foil and alkali soaked paper.

This insightful solution is most successful to achieve capacitors with large values in small spaces, but has a lot of lesser characteristics as the price to pay.

The worst limit, is storage. Electrolytic capacitors store very poorly, and the voltage rating can reduce substantially as the internal chemistry deteriorates. Some equipment manufacturers recommend that capacitors stored for a few years have their inner anodizing conditions restored by simply putting them to the spec voltage for a day to restore full spec.

At the least, if you replace capacitors with old stock, and it didn't explode when power was restored, be aware that it may not reach it's spec capacity value for a few hours. A capacitor in use will always be maintained by the voltage in the circuit you use it in.

When electrolytics are used without the circuit supplying a maintenance voltage to keep the anodized film that all depends upon, such as in speaker cross over applications that have no sustaining DC, then the values of the capacitor will deteriorate at least at storage rates, and if AC currents are substantial, even faster.

[mbsm-dot-pro-capacitor-explodes- Pictures-A.jpg \(4 MB\)](#)



Picture Copyright : WWW.MBSM.PRO

mbsm-dot-pro-capacitor-explodes- Pictures-A.jpg (1 MB)



pyright : WWW.MBSM.PRO



pyright : WWW.MBSM.PRO

mbsm-dot-pro-capacitor-explodes- Pictures-B.jpg (3 MB)



mbsm-dot-pro-capacitor-explodes- Pictures-B.jpg (1 MB)



pyright : WWW.MBSM.PRO



pyright : WWW.MBSM.PRO

mbsm-dot-pro-capacitor-explodes- Pictures-C.jpg (3 MB)



Picture Copyright : WWW.MBSM.PRO

mbsm-dot-pro-capacitor-explodes- Pictures-C.jpg (1 MB)



pyright : WWW.MBSM.PRO



pyright : WWW.MBSM.PRO

mbsm-dot-pro-capacitor-explodes- Pictures-D.jpg (3 MB)



Picture Copyright : WWW.MBSM.PRO

mbsm-dot-pro-capacitor-explodes- Pictures-D.jpg (1 MB)



pyright : WWW.MBSM.PRO



pyright : WWW.MBSM.PRO

mbsm-dot-pro-capacitor-explodes- Pictures-F.jpg (2 MB)



mbsm-dot-pro-capacitor-explodes- Pictures-F.jpg (748 KB)




pyright : WWW.MBSM.PRO



pyright : WWW.MBSM.PRO

mbsm-dot-pro-capacitor-explodes- Pictures-E.jpg (3 MB)



Private Picture Copyright © WWW.MBSM.PRO

mbsm-dot-pro-capacitor-explodes- Pictures-E.jpg (1 MB)



pyright : WWW.MBSM.PRO



pyright : WWW.MBSM.PRO

mbsm-dot-pro-capacitor-explodes- Pictures-G.jpg (2 MB)



mbsm-dot-pro-capacitor-explodes- Pictures-G.jpg (856 KB)



pyright : WWW.MBSM.PRO



pyright : WWW.MBSM.PRO

mbsm-dot-pro-capacitor-explodes- Pictures-H.jpg (2 MB)



Picture Copyright : WWW.MBSM.PRO

mbsm-dot-pro-capacitor-explodes- Pictures-H.jpg (690 KB)



pyright : WWW.MBSM.PRO



pyright : WWW.MBSM.PRO

mbsm-dot-pro-capacitor-explodes- Pictures-I.jpg (2 MB)



mbsm-dot-pro-capacitor-explodes- Pictures-I.jpg (1 MB)



pyright : WWW.MBSM.PRO



pyright : WWW.MBSM.PRO

mbsm-dot-pro-capacitor-explodes- Pictures-J.jpg (2 MB)



mbsm-dot-pro-capacitor-explodes- Pictures-J.jpg (739 KB)

WWW.MBSM.PRO



pyright : WWW.MBSM.PRO



pyright : WWW.MBSM.PRO

www.mbsm.pro , EJECTEUR DAB, Pompe Monobloc Série Pa Double Aspiration Autoamorçante

Category: Plomberie,Tester ok
written by mahdi miled | 12 April 2021



Private Picture Copyright : WWW.MBSM.PRO

Électropompe centrifuge autoamorçante double aspiration du type jet, appropriée pour l'aspiration jusqu'à 50m de profondeur. Corps de pompe et support en fonte, roue en noryl ou sur demande en laiton. Injecteur type P20 standard de 4" et 2". Température maxi. du liquide pompé : 50°C. Pression maxi. de fonctionnement : 8 bars.

Descriptif produit

Pompe pour aspirations profondes

Plage de fonctionnement: jusqu'à 4,3 m³/h

Plage de température du liquide: de -0°C à 40°C pour autres applications. de 0°C à +35°C pour usage domestique Liquide pompé: propre, ne contenant pas de corps solides ou abrasifs, non visqueux, non agressif, non cristallisé et chimiquement neutre.

Température ambiante maximum: + 40°C

Pression de service maximum: 6 bar (600 kPa) pour DP 82 DP 102 8 bar (800 kPa) pour DP 151 – DP 251

Indice de protection: IP 44 (IP 55 au bornier)

Classe d'isolement: F

EJECTEUR-DAB-mbsm-dot-pro (1).jpg (64 KB)



PictureS Mbsm Dot Pro : www.mbsm.pro

Private Picture Copyright : WWW.MBSM.PRO

EJECTEUR-DAB-mbsm-dot-pro (1).jpg (14 KB)



pyright : WWW.MBSM.PRO



pyright : WWW.MBSM.PRO

EJECTEUR-DAB-mbsm-dot-pro (8).jpg (8 KB)



PictureS Mbsm Dot Pro : www.mbsm.pro

Private Picture Copyright : WWW.MBSM.PRO

EJECTEUR-DAB-mbsm-dot-pro (8).jpg (6 KB)



pyright : WWW.MBSM.PRO



pyright : WWW.MBSM.PRO

EJECTEUR-DAB-mbsm-dot-pro (2).jpg (1 MB)



Richard MBSM dot Pro
www.mbsm.pro
Photo Picture Copyright : WWW.MBSM.PRO

EJECTEUR-DAB-mbsm-dot-pro (2).jpg (465 KB)



pyright : WWW.MBSM.PRO



pyright : WWW.MBSM.PRO

EJECTEUR-DAB-mbsm-dot-pro (3).jpg (1 MB)



Richard MBSM dot Pro www.mbsm.pro
Photo Picture Copyright : WWW.MBSM.PRO

EJECTEUR-DAB-mbsm-dot-pro (3).jpg (467 KB)



pyright : WWW.MBSM.PRO



pyright : WWW.MBSM.PRO

EJECTEUR-DAB-mbsm-dot-pro (4).jpg (1 MB)



Richard MBSM Dot Pro www.mbsm.pro
Photo Picture Copyright: WWW.MBSM.PRO

EJECTEUR-DAB-mbsm-dot-pro (4).jpg (408 KB)



pyright : WWW.MBSM.PRO



pyright : WWW.MBSM.PRO

EJECTEUR-DAB-mbsm-dot-pro (5).jpg (1 MB)



Richard MBSM dot Pro www.mbsm.pro
Photo Picture Copyright : WWW.MBSM.PRO

EJECTEUR-DAB-mbsm-dot-pro (5).jpg (524 KB)



pyright : WWW.MBSM.PRO



pyright : WWW.MBSM.PRO

EJECTEUR-DAB-mbsm-dot-pro (6).jpg (1 MB)



Richard MBSM dot Pro www.mbsm.pro
Picture Copyright: WWW.MBSM.PRO

EJECTEUR-DAB-mbsm-dot-pro (6).jpg (318 KB)



pyright : WWW.MBSM.PRO



pyright : WWW.MBSM.PRO

EJECTEUR-DAB-mbsm-dot-pro (7).jpg (1 MB)



Richard Mann G&P Inc www.mbsm.pro
Photo Picture Copyright: WWW.MBSM.PRO

EJECTEUR-DAB-mbsm-dot-pro (7).jpg (451 KB)



pyright : WWW.MBSM.PRO



pyright : WWW.MBSM.PRO

www.mbsm.pro , panne , compresseur, frigorifique , pas de refoulement et présence d'aspiration

Category: Solutions,Technologie,Tester ok
written by mahdi miled | 12 April 2021



PictureS Mbsm Dot Pro : www.mbsm.pro

Solution d'absence de refoulement et de changer le compresseur c'est une clapets
casser

Comment tester les clapets d'un compresseur ?

www.mbsm.pro , Picture ,Traditionnel, from , Chebba , Mahdia , Tunisia ,


Category: Pictures,Publicité,Web
written by mahdi miled | 12 April 2021



ملاها اللبسة العربي وشابنا
#اللبسة التقليدية الشابية
صور جميلة من إنتاج نادي الصورة بدار الثقافة الشابة

**www.mbsm.pro ,PICTURE, How to Make,
Blinking Indicator, With relay 6v ,
Condensor 1000uf , battery 9v , and a
simple led**

Category: electronique,Tester ok
written by mahdi miled | 12 April 2021



PictureS Mbsm Dot Pro : www.mbsm.pro

Private Picture Copyright : WWW.MBSM.PRO

How to Make, Blinking Indicator, With relay 6v , Condensor 1000uf , battery 9v , and a simple led