

Mbsm.pro, LG, Compressor, BMA098NAMV,
1/4 hp, Series: BMA, BLDC, 9.8 cc,
R600a, 240V 60-225Hz, Inverter, 667
btu, 195 w

Category: compressor

written by www.mbsm.pro | 18 September 2022



USE ONLY S
WITH
AV03 - E01


 **LG** P




WARNING: Permanent
will occur if compon
directly connected

BMA098NAMV

240V - 60 - 225Hz LRA2.2 3PH



THERMALLY PROTECTED / PROTECTION THERMIQUE
LG Electronics Inc. MADE IN KOREA



ISEL220144290915

R600

Mbsm.pro, LG, Compressor, BMA098NAMV, 1/4 hp, Series: BMA, BLDC, 9.8 cc, R600a, 240V 60-225Hz, Inverter, 667 btu

Mbsm.pro, Compressor,
Hitachi, WL16H10DAN, 1/5 hp, lbp, 180
w, inverter, refrigerator, r-
v720puk1k, r-v600ps3k, 4 doors, 24
feet, 698 liters

Category: compressor

written by www.mbsm.pro | 18 September 2022



Mbsm.pro, Compressor, Hitachi, WL16H10DAN, 1/5 hp, lbp, 180 w, inverter, refrigerator, r-v720puklk, r-v600ps3k, 4 doors, 24 feet, 698 liters

Mbsm.pro, compressor, samsung, EU4A5H-L2X , EU4A5HL2X, EU Serie, R600a, LBN, Inverter, BLCD, 1/4 hp,

Category: compressor

written by www.mbsm.pro | 18 September 2022



Private Picture Copyright : WWW.MBSM.PRO

Mbsm.pro, compressor, samsung, EU4A5H-L2X , EU4A5HL2X, EU Serie, R600a, LBN, Inverter, BLCD, 1/4 hp,

Samsung Compressor EU4A5Q-L2X
EU4A5QL2X 1/4 hp lbn

Category: pro

written by www.mbsm.pro | 18 September 2022



mbsm.pro, Samsung, Compressor, EU4A5Q-L2X, EU4A5QL2X, (VEGZ11C Compatible Embraco) , 1/4 hp, inverter, r600

air conditioner, LG, Kf-50gw, 18000
btu, 1.5 ton, 2.25 hp, 8.1 a,
inverter, r410, 1600 g

Category: pro

written by www.mbsm.pro | 18 September 2022



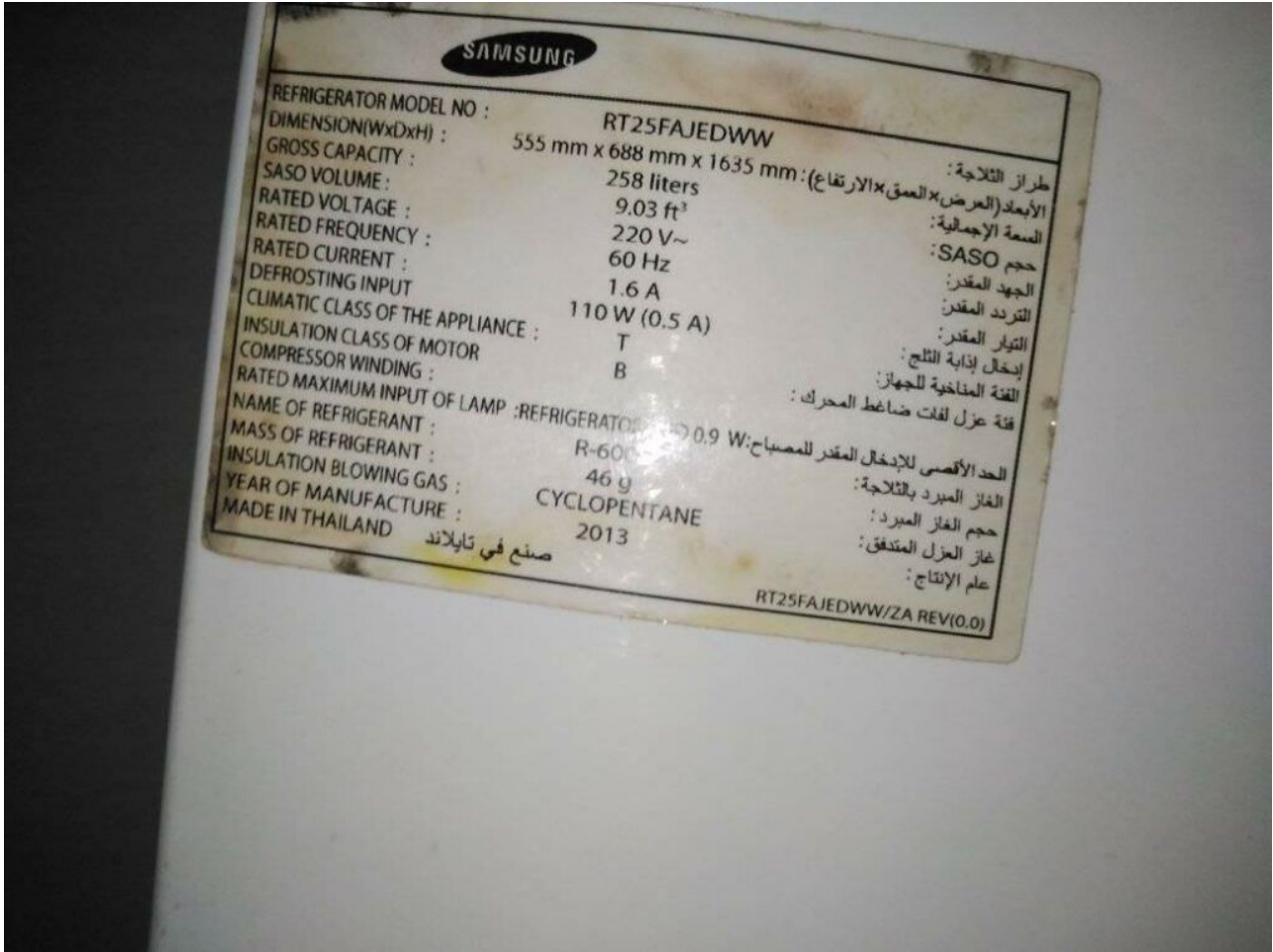
Private Picture Copyright : WWW.MBSM.PRO

air conditioner, LG, Kf-50gw, 18000 btu, 1.5 ton, 2.25 hp, 8.1 a, inverter, r410, 900 g

**Mbsm.pro, Refrigerator, RT25fajedww,
250 L, no frost, inverter,
Compressor, BDC, 1/6 hp, 1bp, R600a,
46g, 220v**

Category: Refrigerator

written by www.mbsm.pro | 18 September 2022



Private Picture Copyright : WWW.MBSM.PRO

Mbsm.pro, Refrigerator, RT25fajedww, 250 L, no frost, inverter, Compressor, BDC, 1/6 hp, lbp, R600a, 46g, 220v

Mbsm.pro, air conditioner, Trust International For Electronics, ASTW-H18SDE-DC, inverter, dc, 18000 btu, R410a, 1500g, T3, 1.5 tons

Category: air conditioner

written by www.mbsm.pro | 18 September 2022



**Split Type Air Conditioner
(Outdoor Unit)**

Model	ASTW-H18SDE-DC
Power Supply	220-240V~/50Hz
Cooling Power Input	1.45(0.38-2.3)kW
Heating Power Input	1.5(0.23-2.3)kW
Max. Input Current	11.0A
Refrigerant	R410A
Refrigerant Quantity	1.50kg
Water-proof Class	IPX4
Outdoor Unit Net Weight	40.0kg
Date	2018.12.04
No.	A23228470802W00133



Private Picture Copyright : WWW.MBSM.PRO

Mbsm.pro, air conditioner, Trust International For Electronics, ASTW-H18SDE-DC, inverter, dc, 18000 btu, R410a, 1500g, T3, 1.5 tons

Mbsm.pro, GREE, Air Conditioners, VRF-system, GMV-615WM/G-X, inverter, 22 hp, 615000 btu/h, 61.5 kw, Cooling

/ heating, r410a, dc motor, multi-speed, T3, 380-415V 3N~50/60Hz

Category: air conditioner

written by www.mbsm.pro | 18 September 2022



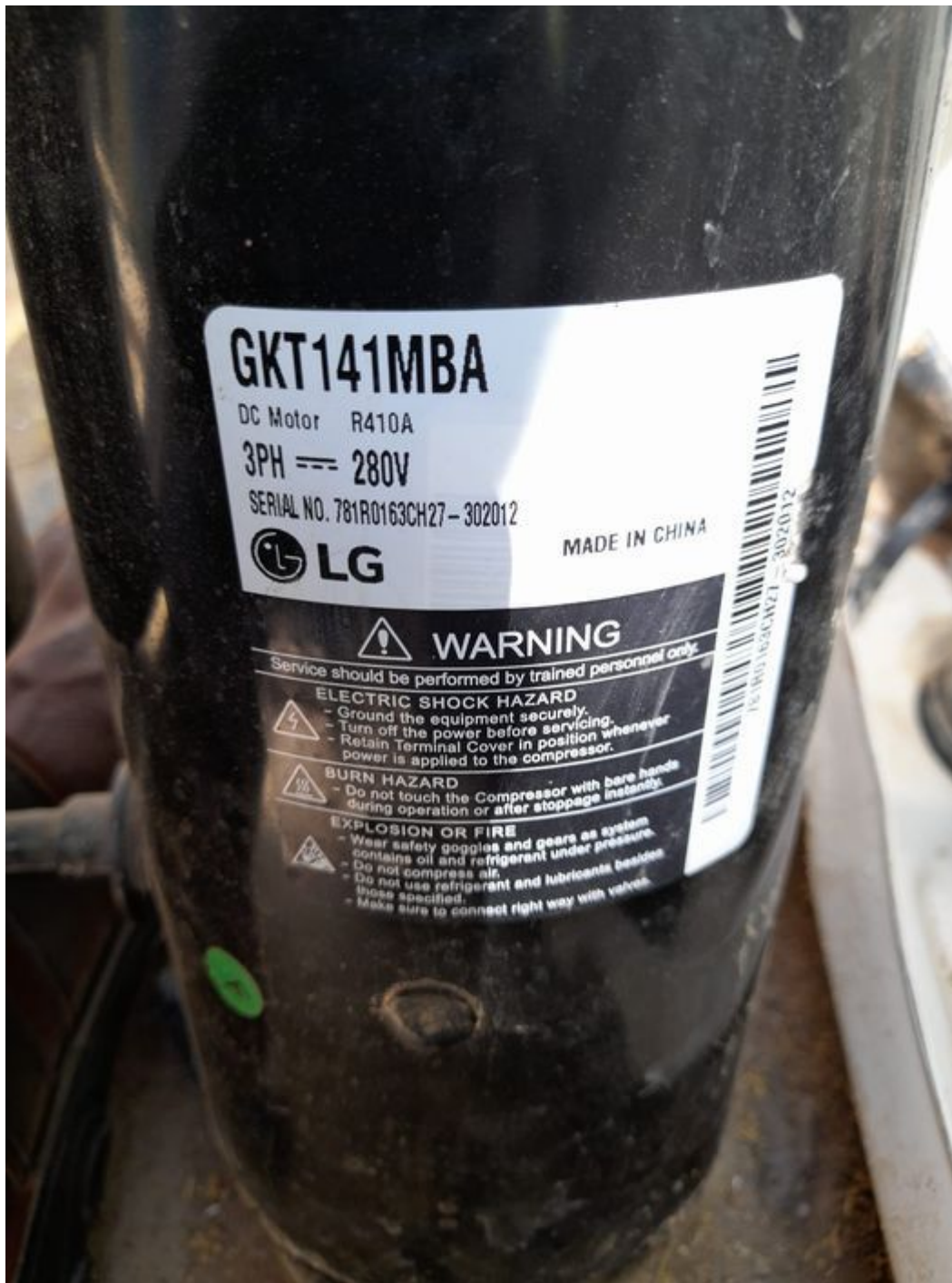
Private Picture Copyright : WWW.MBSM.PRO

Mbsm.pro, GREE, VRF-system, GMV-615WM/G-X, inverter, 22 hp, 615000 btu/h, 61.5 kw, Cooling / heating, r410a, dc motor, multi-speed, T3

Mbsm.pro, GKT141MBA, Compressor , LG, inverter, BDC, DC compressor, 3 PH, 2.5 HP, 18000 Btu/h, R410A

Category: air conditioner,Archivation,compressor

written by www.mbsm.pro | 18 September 2022



Private Picture Copyright : WWW.MBSM.PRO

Mbsm.pro, GKT141MBA, Compressor , LG, inverter, BDC, DC compressor, 3 PH, 2.5 HP, 18000 Btu/h, R410A

Mbsm.pro, Moteur , LG Drive 21 Kg, WST2112XMN, washer, inverter

Category: expertise

written by www.mbsm.pro | 18 September 2022



Private Picture Copyright : WWW.MBSM.PRO

Mbsm.pro, Moteur , LG Drive 21 Kg, WST2112XMN, washer, inverter