

Mbsm.pro, Compressor ,BPM1084Z, B1085A, AE8ZA7, 1/8 hp, r134a, freezing, 102w, 4.15 cc, RSIR

Category: compressor

written by www.mbsm.pro | 1 February 2025



Private Picture Copyright : WWW.MBSM.PRO

Compressor BPM1084Z, B1085A, AE8ZA7: A Comprehensive Overview

Mbsm.pro, Compressor, Panasonic, Serie, Qb, Qbh, dhd, dg, dd, QA, sfh, sbh, sb

Category: compressor


written by www.mbsm.pro | 1 February 2025



+20 10 06008226



اليوم، ٢٠٢٥ م

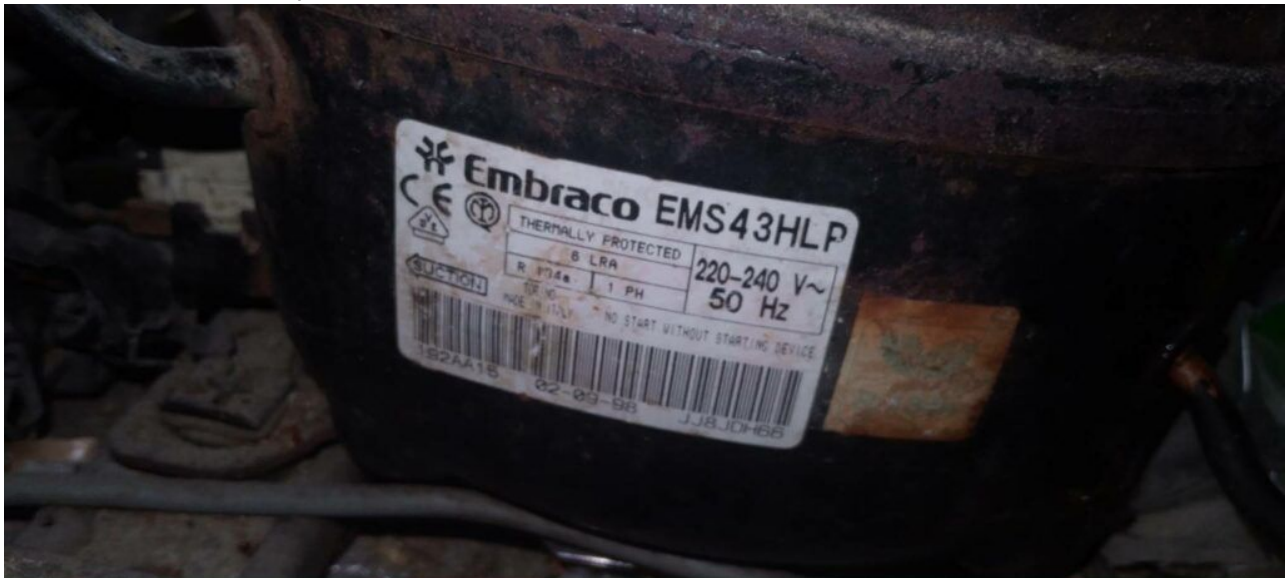


Panasonic compressors are trusted globally for their exceptional performance, efficiency, and reliability. Whether you're looking for a compact rotary compressor for a home refrigerator or a high-capacity scroll compressor for a commercial HVAC system, Panasonic offers a wide range of solutions tailored to your needs.

Mbsm.pro, Compressor, Embraco, Aspera, EMT43HLP, EMY3111Z, LBP-R134a, R507, 220-240V/1/50Hz, 1/8and HP, displacement 4.85 cm3, motor type RSIR

Category: compressor

written by Amina | 1 February 2025



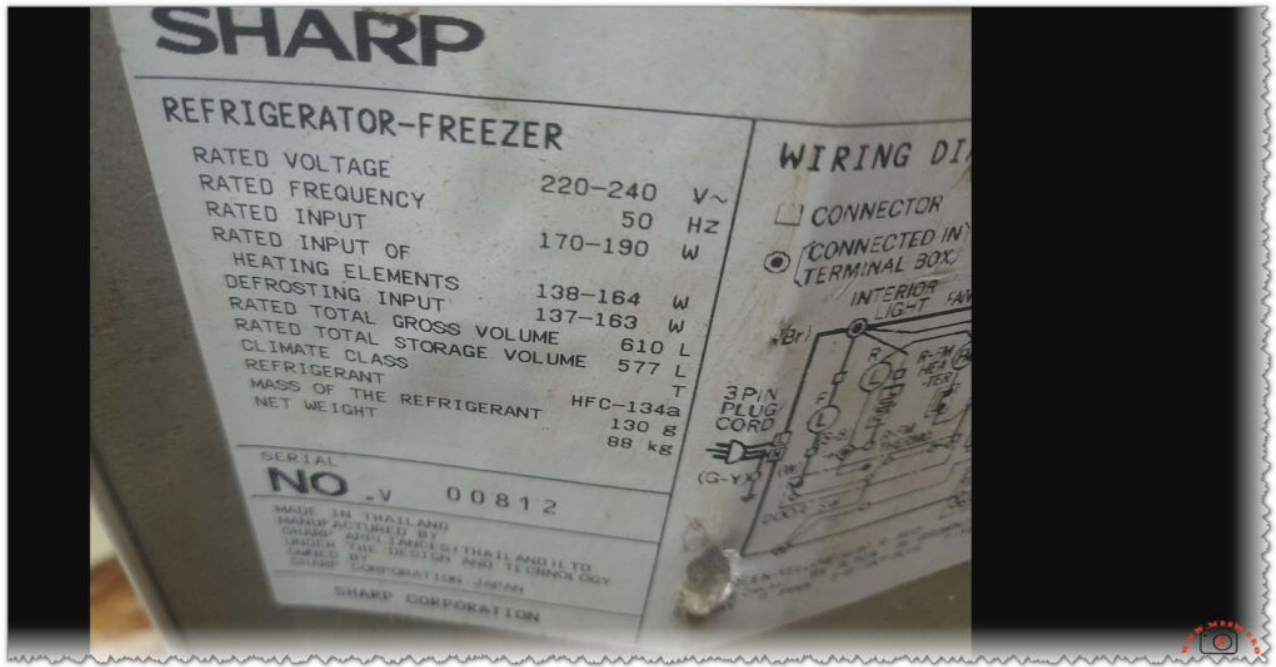
Private Picture Copyright : WWW.MBSM.PRO

Mbsm.pro, Compressor, Embraco, Aspera, EMT43HLP, EMY3111Z, LBP-R134a, R507, 220-240V/1/50Hz, 1/8and HP, displacement 4.85 cm3, motor type RSIR

Mbsm.pro, SHARP, 2 Doors, 18 feet, REFRIGERATOR-FREEZER, 577 L, Compressor , 1/4 hp, r134, 130g

Category: Refrigerator

written by www.mbsm.pro | 1 February 2025



Private Picture Copyright : WWW.MBSM.PRO

The Sharp refrigerator, with its low power consumption (170-190 watts), large storage capacity (577 liters), and eco-friendly refrigerant (HFC-134a), stands out as an excellent choice for households.

Mbsm.pro, Compressor, Lg, 2025,
CSB030LHMG, CSB035LHMG, CMA042LHEG,
CMA0S0LHEG, CMA0STLMEG, CMAGE0LHEM,
CMA07SLAEM, LX95LMBM, LX110LAJM,
CSB057NJEG, CSB069NJEG, CSB075NJEG,
CSB090NJJM, CMA110NJEM, CSB0SSLUCM,
CMA0S3LHCG, CMA062LHCM, BSA075NHMV,
BSA0SONAMV, BSA090N3MV, BMK110NHMV

Category: compressor

written by www.mbsm.pro | 1 February 2025

LG REFRIGERATOR COMPRESOR MODEL LIST



REF	C/CAPA (HP)	MODEL	APP.	POWER (V/Hz)
LG R134a	1/10 HP	CSB030LHMG	LBP	220~240/50HZ
	1/10 HP	CSB035LHMG	LBP	220~240/50HZ
	1/8 HP	CMA042LHEG	LBP	220~240/50HZ
	1/6 HP	CMA053LHEG	LBP	220~240/50HZ
	1/5 HP	CMA057LHEG	LBP	220~240/50HZ
	1/4 HP	CMA069LHEM	LBP	220~240/50HZ
	1/4+ HP	CMA075LAEM	LBP	220~240/50HZ
	1/3 HP	LX95LHBM	LBP	220~240/50HZ
	1/2 HP	LX110LAJM	LBP	220~240/50HZ

REF	C/CAPA (HP)	MODEL	APP.	POWER (V/Hz)
LG R600a	1/10 HP	CSB057NJEG	LBP	220~240/50HZ
	1/8 HP	CSB069NJEG	LBP	220~240/50HZ
	1/6 HP	CSB075NJEG	LBP	220~240/50HZ
	1/5 HP	CSB090NJJM	LBP	220~240/50HZ
	1/4 HP	CMA110NJEM	LBP	220~240/50HZ



REF	C/CAPA (HP)	MODEL	APP.	POWER (V/Hz)
LG R134a 110V60HZ	1/6 HP	CSB035LJCM	LBP	110V 60Hz
	1/5 HP	CMA053LHCG	LBP	110V 60Hz
	1/4HP	CMA062LHCM	LBP	110V 60Hz

REF	C/CAPA (HP)	MODEL	POWER (V/Hz)
LG INVERTER R600a	1/5HP	BSA075NHMV	240V 66-225HZ
	1/4HP	BSA090NAMV	240V 63-225HZ
	1/4HP	BSA090NJMV	240V 63-225HZ
	1/3HP	BMK110NHMV	240V 45-225HZ



Private Picture Copyright : WWW.MBSM.PRO

CSB030LHMG, CSB035LHMG, CMA042LHEG, CMA050LHEG, CMA057LHEG, CMA069LHEM, CMA075LAEM, LX95LHBM, LX110LAJM, CSB057NJEG, CSB069NJEG, CSB075NJEG, CSB090NJJM, CMA110NJEM, CSB055LUCM, CMA053LHCG, CMA062LHCM, BSA075NHMV, BSA090NAMV, BSA090N3MV, BMK110NHMV

LG REFRIGERATOR COMPRESOR MODEL LIST



REF	C/CAPA (HP)	MODEL	APP.	POWER (V/Hz)
LG R134a	1/10 HP	CSB030LHMG	LBP	220~240/50HZ
	1/10 HP	CSB035LHMG	LBP	220~240/50HZ
	1/8 HP	CMA042LHEG	LBP	220~240/50HZ
	1/6 HP	CMA053LHEG	LBP	220~240/50HZ
	1/5 HP	CMA057LHEG	LBP	220~240/50HZ
	1/4 HP	CMA069LHEM	LBP	220~240/50HZ
	1/4+ HP	CMA075LAEM	LBP	220~240/50HZ
	1/3 HP	LX95LHBM	LBP	220~240/50HZ
	1/2 HP	LX110LAJM	LBP	220~240/50HZ

REF	C/CAPA (HP)	MODEL	APP.	POWER (V/Hz)
LG R600a	1/10 HP	CSB057NJEG	LBP	220~240/50HZ
	1/8 HP	CSB069NJEG	LBP	220~240/50HZ
	1/6 HP	CSB075NJEG	LBP	220~240/50HZ
	1/5 HP	CSB090NJJM	LBP	220~240/50HZ
	1/4 HP	CMA110NJEM	LBP	220~240/50HZ



REF	C/CAPA (HP)	MODEL	APP.	POWER (V/Hz)
LG R134a 110V60HZ	1/6 HP	CSB035LJCM	LBP	110V 60Hz
	1/5 HP	CMA053LHCG	LBP	110V 60Hz
	1/4HP	CMA062LHCM	LBP	110V 60Hz

REF	C/CAPA (HP)	MODEL	POWER (V/Hz)
LG INVERTER R600a	1/5HP	BSA075NHMV	240V 66-225HZ
	1/4HP	BSA090NAMV	240V 63-225HZ
	1/4HP	BSA090NJMV	240V 63-225HZ
	1/3HP	BMK110NHMV	240V 45-225HZ



Private Picture Copyright : www.mbsm.pro

Mbsm.pro, Table, starting, capacitors, compressor

Category: compressor

written by www.mbsm.pro | 1 February 2025

TABLA DE CAPACITORES



Capacidad (µf)	Aplicación
60 - 70	Motores de 1/8 HP
70 - 90	Motores de 1/6 HP
80 - 100	Motores de 1/6 HP
100 - 120	Motores de 1/5 HP
120 - 140	Motores de 1 / 4 HP



Private Picture Copyright : WWW.MBSM.PRO

Starting capacitors are essential for the smooth operation of compressor motors, providing the necessary torque to start single-phase systems. This guide explores the role of starting capacitors, how to calculate the correct capacitance, and troubleshooting tips to ensure optimal performance. Whether you're maintaining an HVAC system or working with industrial compressors, understanding starting capacitors is key to improving efficiency and extending equipment lifespan. Dive into the details to learn more!

Mbsm.pro, Understanding, Motor, Starting , Systems, for, Compressor

Category: Chaud&Froid

written by www.mbsm.pro | 1 February 2025

TABLAS DE CARACTERISTICAS VARIOS SISTEMAS DE ARRANQUE Y PROTECCIÓN



Model	Connect current(A)	Release current(A)	Overload current(A)	Applied Temperature℃	Connect temperature℃
117μ 2010	2	1.6	4	105 ± 10	60 ± 10
117μ 2030	3	2.6	5		
117μ 2040	4	3.6	6.5		
117μ 2050	4.6	4.2	6.5		




The specification(HP)	1/8	1/6	1/5	1/4	1/3	1/2	3/8
Compressor power(W)	93	125	150	180	245	375	275
Max Connection current(A)	3.0	3.6	4.25	4.75	5.30	6.50	6.0
Min.release current(A)	2.6	3.0	3.35	3.75	4.25	5.0	4.75



Compressor power(HP)	Compressor power Model	Max connect current(A)	Minimum release current(A)
1/12	B5A15	1.85	1.6
1/8	B8A10	2.43	2.07
1/6	B10A19	3	2.56
1/5	B12A12	3.5	2.95
1/4	B16A13	5.15	4.85
1/3	B9A11	7	5.9



The specification(HP)	1/12	1/10	1/8	1/7	1/6	1/5	1/4	1/3	1/2
Compressor power(W)	61	74	93	105	125	150	180	245	370
Max connect current(A)	2	2.5	3	3.3	3.6	4.75	5.35	6	7.5
Release current(A)	1.6	2	2.6	2.8	3	3.35	4.25	4.75	6



The specification(HP)	Overload current(A)	Movement temperature	Reply return temperature
3	35	125±10℃	60 ± 10℃
5	40		



The specification	Compressor power	Overload current(A)	Applied temperature	Restored temprature
JRT4-2/3	450W(2/3HP)	14	125-155℃	50-80℃
JRT4-10	750W(1HP)	16		
JRT4-13	975W(1.3HP)	20		
JRT4-15	1100W(1.5HP)	24		
JRT4-20	1500W(2HP)	30		

Private Picture Copyright : WWW.MBSM.PRO

Understanding the specifications of motor starting systems is crucial for optimizing performance and ensuring the longevity of your equipment. This guide provides a detailed breakdown of various motor starting systems, including their current ratings, temperature ranges, and power requirements. Whether you're working with compressors or other industrial machinery, this information will help you select the right system for your needs. Dive into the tables below to explore the key characteristics of each system and make informed decisions for your applications.

Mbsm.pro, Compressor, LC95LAEH, Lg, 1/3 hp, 285 w, 245 kcal, 975 btu, 9.5

cc, lbp, 180 g, r134a, REFRIGERATOR, FREEZER, GR-P227KGJ, 598 L

Category: compressor

written by www.mbsm.pro | 1 February 2025



Private Picture Copyright : WWW.MBSM.PRO

The LG LC95LAEH Compressor is a high-performance, energy-efficient component designed for refrigeration and freezer applications. With a power rating of 1/3

HP (285 W) and a cooling capacity of 245 kcal/h (975 BTU), this compressor is ideal for maintaining optimal temperatures in large-capacity appliances, such as the 598-liter GR-P227KGJ refrigerator/freezer. Featuring a 9.5 cc displacement and utilizing R134a refrigerant, it ensures reliable and eco-friendly cooling performance. Its Low Back Pressure (LBP) design makes it suitable for refrigeration systems, while its compact build (weighing just 180 grams) ensures easy integration into your appliance. Trust the LG LC95LAEH compressor for durable, efficient, and quiet operation in your refrigeration needs.

Mbsm.pro, Danfoss, Compressor, Relay, Capacitor, Connection

Category: compressor

written by www.mbsm.pro | 1 February 2025



Understanding the correct connection of a Danfoss relay to an electric compressor is essential for ensuring the efficient and safe operation of refrigeration systems. This guide provides a detailed explanation of the components, connection steps, and troubleshooting tips to help you properly install and maintain the relay. By following the outlined procedures, you can enhance the performance of your compressor, prevent common faults, and extend the lifespan of your refrigeration system. Whether you're a technician or a DIY enthusiast, this comprehensive overview will equip you with the knowledge needed to handle Danfoss relay connections with confidence.

Mbsm.pro, Compressor , GMCC, PZ80E1F, PZ80E1D, PZ80E1C, PZ80E1A, PZ80E1Z, PZ80H1Z, PZ80H1Y, 1/5 hp, 150 w, 130kcal, 500 btu, R600a LBP, 1ph/220v/50hz

Category: compressor

written by www.mbsm.pro | 1 February 2025

	PZ70E1Z	7.0	ST	RSCR	220V-240V/50Hz	120	103	409	1.78	6.07	-	AI	178
	PZ70E1Y	7.0	ST	RSCR	220V-240V/50Hz	120	103	409	1.83	6.24	-	AI	178
	PZ75E1B	7.5	ST	RSCR	220V-240V/50Hz	135	116	461	1.70	5.80	CCC/DE	AI	174
	PZ75E1Z	7.5	ST	RSCR	220V-240V/50Hz	140	120	478	1.75	5.97	-	AI	178
	PZ75E1Y	7.5	ST	RSCR	220V-240V/50Hz	137	118	467	1.82	6.21	-	AI	178
H	PZ75H1X	7.5	ST	RSCR	220V-240V/50Hz	137	118	467	1.87	6.38	CCC/DE	AI	178
	PZ75H1W	7.5	ST	RSCR	220V-240V/50Hz	137	118	467	1.95	6.65	CCC/DE	AI	178
E	SZ80E1J	8.0	ST	RSIR	220V-240V/50Hz	135	116	461	1.35	4.61	CCC/TUV	AI	159
	SZ80E1H	8.0	ST	RSIR	220V-240V/50Hz	137	118	467	1.43	4.88	CCC/DE	AI	164
H	SZ80H1H	8.0	ST	RSIR	220V-240V/50Hz	148	127	505	1.45	4.95	-	AI	170
	PZ80E1F	8.0	ST	RSCR	220V-240V/50Hz	137	118	467	1.53	5.22	CCC/DE	AI	164
	PZ80E1D	8.0	ST	RSCR	220V-240V/50Hz	142	122	485	1.60	5.46	CCC/DE	AI	164
E	PZ80E1C	8.0	ST	RSCR	220V-240V/50Hz	147	126	502	1.65	5.63	CCC/DE	AI	169
	PZ80E1A	8.0	ST	RSCR	220V-240V/50Hz	147	126	502	1.73	5.90	CCC/DE	AI	174
	PZ80E1Z	8.0	ST	RSCR	220V-240V/50Hz	148	127	505	1.78	6.07	-	AI	178
H	PZ80H1Z	8.0	ST	RSCR	220V-240V/50Hz	152	131	519	1.80	6.14	-	AI	178
	PZ80H1Y	8.0	ST	RSCR	220V-240V/50Hz	150	129	512	1.83	6.24	CCC/DE	AI	170

Private Picture Copyright : WWW.MBSM.PRO

Private Picture Copyright : WWW.MBSM.PRO

Discover the GMCC PZ80E1F compressor, a 1/5 HP refrigeration unit offering 150W cooling capacity, R600a refrigerant, and low back pressure operation. Ideal for various cooling applications