










Refrigerants, Standing, Suction and Discharge Pressures for Modern HVAC Systems

Category: Refrigeration

written by www.mbsm.pro | 27 December 2025

List of some Common Refrigerants						
Standing, Suction, Discharge Pressure & Boiling Temperature						
Refrigerant Name	Cylinder Colour Code	Standing Pressure	Suction Pressure	Discharge Pressure	Boiling Point Temp.	Replacement For
R22		150-155 psi	60-70 psi	250-300 psi	-40.8°C	R11
		1034.2-1068.6 kPa	413.7-482.6 kPa	1723.6-2068.4 kPa		
R134A		80-95 psi	12-15 psi	150 psi	-26.2°C	R12
		551.5-655 kPa	82.7-103.4 kPa	1034.2 kPa		
R600A		40-50 psi	Below 0-1 psi	150 psi	-11.7°C	
		275.8-344.7 kPa	Below 0-6.8 kPa	1034.2 kPa		
R32		240-245 psi	110-115 psi	175-375 psi	-52.0°C	
		1654.7-1689.2 kPa	758.4-792.9 kPa	1206.6-2585.5 kPa		
R290		125-130 psi	65-70 psi	275-300 psi	-42.1°C	
		861.8-896.3 kPa	448.2-482.6 kPa	1896-2068.4 kPa		
R407C		180-185 psi	75-80 psi	275-300 psi	-45.0°C	R22
		1241-1275.5 kPa	517.1-551.6 kPa	1896-2068.4 kPa		
R404A		180-185 psi	80-90 psi	275-300 psi	-46.2°C	R502
		1241-1275.5 kPa	551.6-620.5 kPa	1896-2068.4 kPa		
R410a		225-230 psi	120-130 psi	450-500 psi	-51.4°C	R22
		1551.3-1585.8 kPa	827.4-896.3 kPa	3102.6-3447.4 kPa		
R417		140 psi	65 psi	261 psi	-39.0°C	R22
		965.3 kPa	488.2k Pa	1799.5 kPa		

1Bar = 100kPa or 14.5 psi

Private Picture Copyright : WWW.MBSM.PRO

Explore a practical refrigerant pressure chart with typical standing, suction and discharge pressures plus boiling points for R22, R134a, R32, R404A, R407C, R410A, R290, R600a and R417A.