

Table of characteristics of compressors for refrigerators

Category: Chaud&Froid,compressor

written by www.mbsm.pro | 20 December 2021



If it is necessary to replace the compressor in the refrigerator, it is necessary to choose the right analogue.

Compressors are designed for different types of application, namely, they are classified according to the temperature range.

LBP (Low Suction Pressure) indicates a range of low evaporating temperatures, typically -10°C to -35°C or even -45°C , these compressors are designed for use in freezers or fridge freezers.

MBP (Medium Suction Pressure) indicates a range of average evaporating temperatures, typically -20°C to 0°C . These compressors are used in refrigerated cabinets, milk coolers, ice makers and water dispensers.

HBP (High Suction Pressure) indicates a range of high evaporating temperatures, typically -5°C to $+15^{\circ}\text{C}$, and is used, for example, in dryers and standalone liquid chillers. The additional T indicates a “tropical” compressor design. This means that the compressor is designed for high ambient temperatures and can operate with unstable power supplies.

Also, when repairing refrigerators, it is important to take into account the peculiarities of the length and diameter of the capillary tube.

Capillary tubes play an important role. It is always necessary to correctly select the diameter and length of the capillary; their values cannot be changed arbitrarily.

About capillary tube problems.

One of the most common problems is clogging of the capillary tubes, they must be replaced with the same length and diameter.

If you install a capillary tube with a larger diameter than the one originally installed, the system will work, but the cooling efficiency will be lower.

Typically, capillaries are installed in compressors as follows:

The 73W compressors are fitted with a 0.63 mm (0.025 in) capillary tube.

92W compressors are fitted with a 0.71 mm (0.028 in) capillary tube.

The 122W compressors are fitted with a 0.71 mm (0.028 in) capillary tube.

184W compressors are fitted with a 0.8 mm (0.031 in) capillary tube.

245W compressors are fitted with a 0.1 mm (0.039 in) capillary tube.

The 368W compressors are fitted with a 1.4 mm (0.055 in) capillary tube.

Capillary tube fitting errors ...

Capillary tube parameters – inner diameter and length. In order for the capillary tube to match the capacity of the refrigeration system and the freon flow rate, which is determined by the piston volume, the diameter changes the freon flow rate.

For example, changing the diameter from 0.63 to 0.71 mm means that increasing the diameter by 0.127 mm doubles the freon flux. In addition, the longer the capillary tube, the slower the flow, and conversely, the shorter the length, the greater the flow.

For example, if you replace the capillary tube without taking into account the old section, what happens?

The first case: a smaller diameter or a longer length, this means a large resistance to the flow of freon inside the capillary tube, which leads to a shortage of freon in the evaporator, so the inlet pressure decreases and the superheat increases. The pressure in the condenser or receiver increases, the efficiency of the compressor decreases, its temperature rises, and overload may occur.

The second case: larger diameter or shorter length, which means little resistance to the flow of Freon inside the capillary tube, which increases the flow, and this causes high suction pressure, low superheating and the risk of liquid returning to the compressor inlet. At the same time, the liquid in the condenser easily passes through the capillary tube, causing a lower discharge pressure. This reduces the compression ratio of the piston, and over time the compressor can be damaged due to the overflow (through the discharge valve) of liquid freon from the condenser to the piston area during the compressor standstill.

Below is a table of characteristics of compressors for refrigerators:

MODEL	200 / 220 / 50 HZ		compressor	COOLING CAPACITY	application			
	CUBIGEL	IN			Displ.CC Displacement (cm ³)	Ampere, RLA	k CAL/HR	B T U
L 88AV / BV / AV61	8	80		171	679	199	LBP	R12
L 88CV / BV11 // BV21	8	80		171	679	199	LBP	R12
L T88BV	8	80		190	754	221	LBP	R12
L 88BV12 / BV22	8	80		200	794	233	LBP	R12
L 88AV22 / CV22	8	80		200	794	233	LBP	R12
L T88BV22	8	80		222	881	258	LBP	R12
P 12BW	12	00		221	877	257	LBP	R12

MODEL	200 / 220 / 50 HZ		compressor	COOLING C
	panasonic			

	IN	Displ.CC	R L A	k CAL/HR B T U	In -23	W -5	In 7.2+	
D 51C10RAW5		5 , 1		116 461	135		LBP	R 134 a
D 51C90RAW5		5 , 1		116 461	135		LBP	R 134 a
D 57C10RAW5		5 , 7		121 481	141		LBP	R 134 a
D 57C13RAX5		5 , 7		121 481	141		LBP	R 134 a
D 66C13RAW5		6 , 6		138 546	160		LBP	R 134 a
D 66C13RAX5		6 , 6		130 515	151		LBP	R 134 a
D 77C15RAW5		7 , 7		160 635	186		LBP	R 134 a
D 77C18RAX5		7 , 7		160 635	186		LBP	R 134 a
D 91C18RAW5		9 , 1		195 774	227		LBP	R 134 a
D 91C21RAX5		9 , 1		195 774	227		LBP	R 134 a
D 110C21RAX5		11		256 1017	298		LBP	R 134 a
D 110C21RAZ5		11		256 1017	298		LBP	R 134 a
D 110C21RBX5		11		256 1017	298		LBP	R 134 a
D 110C24GAX5		11		256 1017	298		LBP	R 134 a

MODEL 200 /
220 /
50 HZ

compressor
panasonic

COOLING
C

	IN	Displ.CC	R L A	k CAL/HR B T U	In -23	W -5	In 7.2+	
DA 57C11RAY5		5 , 7		140 556	163		LBP	R 134 a
DA 66C12RAY5		6 , 6		158 628	184		LBP	R 134 a
DA 77C15RAY5		7 , 7		184 730	214		LBP	R 134 a

DB 66C10RAW5	6 , 6	161	638	187	LBP	R 134 a
DB 66C12RAY5	6 , 6	158	628	184	LBP	R 134 a
DB 66C14RBX5	6 , 6	158	628	184	LBP	R 134 a
DB 73C13RAY5	7 , 3	175	696	204	LBP	R 134 a
DB 77C14RAY5	7 , 7	184	730	214	LBP	R 134 a
DB 77C16RBX5	7 , 7	184	730	214	LBP	R 134 a
DB 86C16RAY5	8 , 6	207	822	241	LBP	R 134 a
DB 91C14RAW5	9 , 1	218	863	253	LBP	R 134 a
DB 91C19RAY5	9 , 1	220	873	256	LBP	R 134 a
DB 91C21RAX5	9 , 1	220	873	256	LBP	R 134 a
DB 110C19RAW5	11	260	1030	302	LBP	R 134 a
DB 110C22RAW5	11	260	1030	302	LBP	R 134 a

MODEL 200 /
220 /
50 HZ

Matsushita		COOLING					
IN	Displ.CC	R L A	k CAL/HR B T U	In -23	W -5	In 7.2+	
DD 57C10RAW5	5 , 7		140	556	163	LBP	R 134 a
DD 57C12GAX5	5 , 7		140	556	163	LBP	R 134 a
DD 66C13RAW5	6 , 6		158	628	184	LBP	R 134 a
DD 66C14GAX5	6 , 6		157	624	183	LBP	R 134 a
DD 77C15GAX5	7 , 7		183	727	213	LBP	R 134 a
DD 77C15RAW5	7 , 7		184	730	214	LBP	R 134 a

DD 86C18RAW5	8	6	207	822	241	LBP	R 134 a
						LBP	R 134 a
DG						LBP	R 134 a
DG 51C89RAW5	5	1	125	495	145	LBP	R 134 a
DG 57C90GCW5	5	7	144	573	168	LBP	R 134 a
DG 57C96RAW5	5	7	144	573	168	LBP	R 134 a
DG 66C11RAW5	6	6	161	638	187	LBP	R 134 a
DG 66C13GAX5	6	6	161	638	187	LBP	R 134 a
DG 73C12RAW5	7	3	182	723	212	LBP	R 134 a
DG 77C14RAW5	7	7	193	768	225	LBP	R 134 a
DG 77C16GAX5	7	7	193	768	225	LBP	R 134 a
DG 91C18RAW5	9	1	223	884	259	LBP	R 134 a
DG 91C21RAX5	9	1	223	884	259	LBP	R 134 a
MODEL							
compressor panasonic	200/2			COOLING C			
	IN	Displ.CC	R L A	k CAL/HR B T U	In -23	W -5	In 7.2+
DGH 66C13GAX	6	6		163 645	189		LBP R 134 a
DGH 66C96RAW	6	6		163 648	190		LBP R 134 a
DGH 73C14RAE	7	3		185 734	215		LBP R 134 a
DGH 73C15GAX	7	3		185 734	215		LBP R 134 a
DGH 73C15RAX	7	3		185 734	215		LBP R 134 a
DGH 77C13RAW	7	7		191 757	222		LBP R 134 a

DGH 86C16RAW	8 , 6	213	846	248	LBP	R 134 a
DGH 86C19GAX	9 , 6	224	887	260	LBP	R 134 a
					LBP	R 134 a
DGK					LBP	R 134 a
DGK 57C97RLX	5 , 7	145	577	169	LBP	R 134 a
DGK 66C90RPW	6 , 6	165	655	192	LBP	R 134 a
					LBP	R 134 a
D H S					LBP	R 134 a
DHS 51C74RAW	5 , 1	132	525	154	LBP	R 134 a
DHS 57C80RAW	5 , 7	148	587	172	LBP	R 134 a
DHS 66C10RAW	6 , 6	163	648	190	LBP	R 134 a
DHS 66C88RAW	6 , 6	163	648	190	LBP	R 134 a
DHS 73C10RAW	7 , 3	181	716	210	LBP	R 134 a
DHS 73C13RAW	7 , 3	191	757	222	LBP	R 134 a
DHS 86C15RAW	8 , 6	213	846	248	LBP	R 134 a
					LBP	R 134 a
DKK					LBP	R 134 a
DKK 57C11RAE	5 , 7	145	577	169	LBP	R 134 a
DKK 66C13RAE	6 , 6	167	662	194	LBP	R 134 a

MODEL 200 /
220 /
50 HZ
compressor
panasonic

COOLING
C

	IN	Displ.CC	R L A	k CAL/HR B T U	In -23	W -5	In 7.2+	
QA 66C12GAX5		6 , 6		125 495	145		LBP	R 134 a
QA 66C14GAX5		6 , 6		125 495	145		LBP	R 134 a
QA 66C15GAX5		6 , 6		125 495	145		LBP	R 134 a
QA 77C17GAX5		7 , 7		151 600	176		LBP	R 134 a
QA 91C22GAX5		9 , 1		178 706	207		LBP	R 134 a

MODEL

compressor
panasonic 200/2

COOLING
C

	IN	Displ.CC	R L A	k CAL/HR B T U	In -23	W -5	In 7.2+	
QB 51C74GAW5		5 , 1		110 437	128		LBP	R 134 a
QB 51C95GPW5		5 , 1		110 437	128		LBP	R 134 a
QB 51C99GAW0		5 , 1		110 437	128		LBP	R 134 a
QB 51C99GLX5		5 , 1		110 437	128		LBP	R 134 a
QB 57C11GAX0		5 , 7		126 498	146		LBP	R 134 a
QB 57C11GLX5		5 , 7		126 498	146		LBP	R 134 a
QB 57C11GPX5		5 , 7		126 498	146		LBP	R 134 a
QB 57C86GAX0		5 , 7		126 498	146		LBP	R 134 a
QB 57C87GAW5		5 , 7		126 498	146		LBP	R 134 a
QB 66C13GAX5		6 , 6		142 563	165		LBP	R 134 a
QB 66C13GLX5		6 , 6		142 563	165		LBP	R 134 a
QB 66C13GPX5		6 , 6		142 563	165		LBP	R 134 a
QB 66C16GAX0		6 , 6		142 563	165		LBP	R 134 a

QB 66C97GAW5	6 , 6	142	563	165	LBP	R 134 a
QB 73C12GAW5	7 , 3	159	631	185	LBP	R 134 a
QB 73C15GAX5	7 , 3	159	631	185	LBP	R 134 a
QB 73C16GAX5	7 , 3	159	631	185	LBP	R 134 a
QB 77C13GAW5	7 , 7	174	689	202	LBP	R 134 a
QB 77C16GAX5	7 , 7	174	689	202	LBP	R 134 a
QB 77C16GLX5	7 , 7	174	689	202	LBP	R 134 a
QB 77C16GPX5	7 , 7	174	689	202	LBP	R 134 a
QB 77C18GAX0	7 , 7	174	689	202	LBP	R 134 a
QB 86C13GAW5	8 , 6	191	757	222	LBP	R 134 a
QB 86C18GAX5	8 , 6	191	757	222	LBP	R 134 a
QB 91C16GAW5	9 , 1	203	805	236	LBP	R 134 a
QB 91C18GAX0	9 , 1	203	805	236	LBP	R 134 a
QB 91C19GAX5	9 , 1	203	805	236	LBP	R 134 a
QB 91C21RPX5	9 , 1	203	805	236	LBP	R 134 a
QB 91C24GAX0	9 , 1	203	805	236	LBP	R 134 a
QB 110C19GAW5	11	235	931	273	LBP	R 134 a
QB 110C25CAX0	11	235	931	273	LBP	R 134 a
QB 110C25GAX5	11	235	931	273	LBP	R 134 a

MODEL

compressor
panasonic 200/2

COOLING
C

IN Displ.CC R L A k CAL/HR B T U In -23 W -5 In
7.2+

QBH 51C90GLX	5 , 1	122	484	142	LBP	R 134 a
QBH 57C10GLX	5 , 7	139	553	162	LBP	R 134 a
QBH 57C10GPX	5 , 7	139	553	162	LBP	R 134 a
QBH 57C15RLX	5 , 7	139	553	162	LBP	R 134 a
QBH 66C13GPX	6 , 6	153	607	178	LBP	R 134 a
QBH 66C13RLX	6 , 6	153	607	178	LBP	R 134 a
QBH 73C13GAE	7 , 3	174	689	202	LBP	R 134 a
QBH 73C15RLX	7 , 3	174	689	202	LBP	R 134 a
QBH 73C16GPX	7 , 3	174	689	202	LBP	R 134 a
QBH 73C20RLX	7 , 3	174	689	202	LBP	R 134 a
QBH 77C16RLX	7 , 7	189	751	220	LBP	R 134 a
QBH 86C19RLX	8 , 6	206	819	240	LBP	R 134 a
QBH 86C19RPX	8 , 6	206	819	240	LBP	R 134 a

MODEL 200 /
220 /
50 HZ

compressor
panasonic

COOLING
C

	IN	Displ.CC	R L A	k CAL/HR B T U	In -23 W -5	In 7.2+	
QA 43K11CAS0	4 , 3				385	HBP	R 134 a
QA 51K13GAW5	5 , 1				450	HBP	R 134 a
QA 77K18CAW5	7 , 7				680	HBP	R 134 a
QA 77K18CAX0	7 , 7				680	HBP	R 134 a
QA 91K21CAW5	9 , 1				800	HBP	R 134 a

QA 110K23CAW5	11	980 HBP	R 134 a
QA 125K26CAW5	12 , 5	1100 HBP	R 134 a
QA 125K29CAX5	12 , 5	1100 HBP	R 134 a

MODEL 200 /
220 /
50 HZ

Secop (Danfoss)	IN	Displ.CC	R L A	COOLING C		In -23	W -5	In 7.2+		
				k CAL/HR	B T U					
TL 2.5 F	2 , 61			40	157	46	112		L / MBP	134 a
TL 3F	3 , 13			51	201	59	141		L / MBP	134 a
TL 4F	3 , 86			72	287	84			L B P	134 a
TL 5F	5 , 08			97	386	113			L B P	134 a
TL 4G	3 , 86			70	276	81	187	347	L /M /HBP	134 a
TL 5G	5 , 08			94	372	109	234	412	L /M /HBP	134 a
TLS 3FT	3 , 13			59	235	69			L B P	134 a
TLS 4FT	3 , 86			76	300	88			L B P	134 a
TLS 5FT	5 , 08			115	457	134			L B P	134 a
TLS 5F	5 , 08			115	457	134			L B P	134 a
TLS 6F	5 , 70			123	488	143			L B P	134 a
TLS 7F	6 , 49			142	563	165			L B P	134 a
TLES 3F	3 , 13			60	239	70	161		L / MBP	134 a
TLES 4F	3 , 86			83	331	97			LBP	134 a
TLES 5F	5 , 08			115	457	134			LBP	134 a
TLES 6F	5 , 70			123	488	143			LBP	134 a
TLES 5.7 FT.3	5 , 70			140	556	163			LBP	134 a
TLES 6.5 FT.3	6 , 49			157	624	183			LBP	134 a
TLES 7 FT.4	6 , 49			157	624	183			LBP	134 a
TLY 4F	3 , 86			85	338	99			LBP	134 a
TLY 5FK	5 , 08			115	457	134			LBP	134 a

MODEL	200 / 220 / 50 HZ		COOLING				In		
	IN	Displ.CC	R L A	k CAL/HR B T U	-23	W -5	7.2+		
NL 6 F		6 , 13		131 519	152			LBP	134 a
NL 7 F		7 , 27		161 638	187			LBP	134 a
NL 8 F		7 , 95		173 686	201			LBP	134 a
NL 9 F		8 , 35		183 727	213			LBP	134 a
NL 11 F		11 , 15		236 935	274			LBP	134 a
NF 7FX		7 , 27		177 703	206	441 781	L / MBP		134 a
NF 9FX		8 , 34		197 781	229	485 874	L / MBP		134 a
NF 10FX		10 , 09		230 911	267	567 1011	L / MBP		134 a
NF 11FX		11 , 15		253 1003	294	612 1092	L / MBP		134 a
NL 6F		6 , 13		131 519	152			LBP	134 a
NL 6FT		6 , 13		135 536	157			LBP	134 a
NL 6.1FT		6 , 13		135 536	157			LBP	134 a
NL 6.1MF		6 , 13		0 0		326 597	MBP		134 a
NL Y6F		6 , 70		162 641	188			LBP	134 a
NL 7FT		7 , 27		160 635	186			LBP	134 a
NL 7.3 FT		7 , 27		160 635	186			LBP	134 a
NL 7.3 MF		7 , 27		0 0		402 731	MBP		134 a
NL 7 F		7 , 27		161 638	187			LBP	134 a
NLY 7 F		7 , 27		184 730	214			LBP	134 a
NL 8 F		7 , 95		173 686	201			LBP	134 a
NL 8.4 FT		8 , 35		189 751	220			LBP	134 a
NL 8.4 MF		8 , 35		0 0		465 839	MBP		134 a
NL 9 F		8 , 35		183 727	213			LBP	134 a
NL 9 FT		8 , 35		189 751	220			LBP	134 a

NLY 9 FK	8 , 35	205	812	238		LBP	134 a
NL 10 FT	10 , 09	245	972	285		LBP	134 a
NL 10 MF	10 , 09	0	0		580	1040 MBP	134 a
NLE 10 MF	10 , 09	230	914	268	579	1044 MBP	134 a
NLE 10 MF.2	10 , 09	249	989	290	608	1097 L / MBP	134 a
NL 11 F	11 , 15	236	935	274		LBP	134 a
NL 11 MF	11 , 15	0	0		638	1144 M/HBP	134 a
NL 11 MF.2	11 , 15	285	1129	331	680	1211 MBP	134 a
NLE 12.6 MFT	12 , 55	305	1211	355	738	1341 L / MBP	134 a
NLE 12.6 MF.2	12 , 55	305	1211	355	738	1341 L / MBP	134 a

MODEL 200 /
220 /
50 HZ

Danfoss		COOLING C							
IN	Displ.CC	R L A	k	CAL/HR	B T U	In -23	W -5	In 7.2+	
FR 6G	6 , 23		141	558		121	302	560	L/M/HBP 134 a
FR 7GH	6 , 93		141	558		121	341	658	HBP 134 a
FR 7.5G	6 , 93		164	651		141	338	626	L/M/HBP 134 a
FR 8.5G	7 , 95		200	794		172	397	732	L/M/HBP 134 a
FR 10G	9 , 05		220	872		189	429	789	L/M/HBP 134 a
FR 11G	11 , 15		274	1089		236	523		L/M/HBP 134 a

MODEL 200 /
220 /
50 HZ

Secop		COOLING C						run capacitor	
IN	Displ.CC	R L A	k	CAL/HR	B T U	In -23	W -5	In 7.2+	
GTK 55 AT	5 , 60		198	785		170	302	560	LBP 134 a CR MF 4
GTK 70 AT	6 , 64		238	946		205	341	658	LBP 134 a CR MF 4
GTK 80 AT	7 , 70		270	1071		232	338	626	LBP 134 a CR MF 4
GS 26 MFX	26 , 30		0	0			1592		MBP 134 a CR MF 10
GS 26 GHX	26 , 30		0	0			1472	2664	MBP 134 a CR MF 10

GS 34 MFX	33 , 80				2079 3799 HBP		134 a	CR MF 20
MODEL	200 / 220 / 50 HZ							
Secop				COOLING C				
	IN	Displ.CC	R L A	k CAL/HR B T U	In -23	W -5	In 7.2+	
SC 10G	10 , 29			145 577	169	502	942	L/M/HBP 134 a
SC 10GH	10 , 29			0 0		490	944	HBP 134 a
SC 10GHH	0 , 33			0 0		481	950	HBP 134 a M F 5
SC 12G	12 , 87			214 850	249	626	1194	L/M/HBP 134 a
SC 12GH	12 , 87			0 0		594	1199	HBP 134 a
SC 12FT	12 , 87			277 1099	322	678		LBP 134 a
SC 15F	15 , 28			279 1105	324	759		LBP 134 a
SC 15G	15 , 28			224 890	261	760	1369	L/M/HBP 134 a
SC 15GH	15 , 28			0 0		751	1415	HBP 134 a
SC 15GHH	15 , 28			0 0		753	1410	HBP 134 a M F 10
SC 15FT	15 , 28			332 1317	386	811		LBP 134 a
SC 15MFX	15 , 28			280 1112	326	800	1436	MBP 134 a
SC 18F	17 , 69			334 1327	389	879		LBP 134 a
SC 18G	17 , 69			342 1358	398	910	1645	L/M/HBP 134 a
SC 18GH	17 , 79			0 0		892	1665	HBP 134 a M F 10
SC 18FTX	17 , 69			385 1529	448	942		LBP 134 a
SC 18MFX	17 , 69			373 1481	434	933	1694	MBP 134 a
SC 21F	20 , 95			394 1563	458	1026		LBP 134 a
SC 21FTX	20 , 95			490 1945	570	1178		LBP 134 a
SC 21MFX	20 , 95			458 1819	533	1101	1969	MBP 134 a
SC 21G	20 , 95			397 1576	462	1059	1928	L/M/HBP 134 a M F 10
SC 12/12G	25 , 74			427 1696	four hundred ninety seven	1252	2355	L/M/HBP 134 a
SC 15/15G	30 , 56			449 1781	522	1519	2737	L/M/HBP 134 a
SC 18/18G	35 , 38			673 2671	783	1808	3291	L/M/HBP 134 a

SC 21/21G	41 , 90		0	923	2116 3855 L/M/HBP	134 a	
MODEL	200 / 220 / 50 HZ						
EMBRACO			COOLING C				
IN	Displ.CC	R L A k	CAL/HR B T U	In -23	W -5	In 7.2+	
IN 20HHR	2 , 27	0 , 5	43 171	50	135	246 L/M/HBP	134 a
EMI 28HER	3	0 , 56	62 246	72		LBP	134 a
EMI 30HER	3	0 , 56	62 246	72		LBP	134 a
IN 30HHR	3	0 , 6	65 259	76	207	343 L/M/HBP	134 a
EMU 30HER	3	0 , 55	70 276	81		LBP	134 a
EMI 40HNR	3 , 77	0 , 72	77 304	89		LBP	134 a
IN 45HNR	3 , 77	0 , 89	83 331	97		LBP	134 a
EMI 45HER	3 , 77	0 , 77	86 341	100		LBP	134 a
IN 45HHR	3 , 77	0 , 86	88 348	102	256	440 L/M/HBP	134 a
EMU 45HEP	3 , 77	1 , 52	89 351	103		LBP	134 a
EMU 45HER	3 , 77	0 , 74	92 365	107		LBP	134 a
EMY45HSC	3 , 77	0 , 33	94 372	109		LBP	134 a
EMU 45HSC	3 , 77	0 , 36	94 372	109		LBP	134 a
EMT 45HDR	3 , 97	1 , 08			479	HBP	134 a
EM 55HNR	4 , 6	1	106 420	123		LBP	134 a
EMI 55HER	4 , 6	0 , 75	106 420	123		LBP	134 a
EM 50HNP	4 , 99	0 , 82	107 426	125		LBP	134 a
EMI 60HER	4 , 99	1 , 05	119 471	138		LBP	134 a
IN 60HNP	5 , 54	0 , 83	122 484	142		LBP	134 a CR 2MF
EMY60HSC	4 , 99	0 , 43	124 491	144		LBP	134 a C R 5MF
EM 65HNR	5 , 54	1 , 05	131 519	152		LBP	134 a
IN 65HHR	5 , 54	1 , 42			639	HBP	
EMI 70HER	5 , 89	1 , 08	143 566	166		LBP	134 a
EMY 65HLC	5 , 96	0 , 53	159 631	185		LBP	134 a C.R 4MF

MODEL	200 / 220 / 50 HZ		COOLING C					W -5	In 7.2+			
	IN	Displ.CC	R A	L k	CAL/HR	B T U	In -23					
EGAS 70HLR	5	56	0 96	'	141	560	164		LBP	134	a	C.R 4MF
EGZS 70HLC	5	56	0 46	'	141	560	164		LBP	134	a	
EGAS 80HLR	6	36	1 07	'	168	665	195		LBP	134	a	C.R 4MF
EGAS 80HLC	6	36	0 57	'	168	665	195		LBP	134	a	
EGYS 90HLP	7	15	0 92	'	194	771	226			134	a	C.R 4MF
EGZS 90HLC	7	15	0 71	'	194	771	226			134	a	
EGAS 100HLR	7	95	1 36	'	216	856	251			134	a	
EGAS 100HLP	7	95	0 99	'	216	856	251			134	a	C.R 4MF
EGAS 100HLC	7	95	0 79	'	216	856	251			134	a	
EG 80HLR	7	15	1 24	'	176	699	205			134	a	
EG 100HLR	9	04	1 5	'	222	880	258			134	a	
FG 65HAK	6	76	0 88	'	143	566	166		LBP	134	a	
FFV 6HAK	6	23	1 06	'	144	570	167		LBP	134	a	
FFI 6HAK	6	23	1 37	'	146	580	170	437	L / MBP	134	a	C.R 5MF
FGS 70HA	6	36	0 58	'	151	600	176		LBP	134	a	
FFU 70HAK	6	36	1 07	'	159	631	185	471	L / MBP	134	a	
FFI 7.5HAK	6	76	1 3	'	163	648	190	470	L / MBP	134	a	
FFV 7.5HAK	6	76	1 13	'	163	648	190	479	L / MBP	134	a	
EG 70HLR	6	76	1 11	'	165	655	192		LBP	134	a	
FG 75HAK	7	95	1 07	'	166	658	193		LBP	134	a	C.R 5MF

FF 8.5HBK	7 , 95	1 45	' 167	662	194	507	844	L / MBP	134 a
FGU 80HA	6 , 76	0 64	' 170	676	198			LBP	134 a
FFU 80HAK	6 , 76	1 3	' 171	679	199	499		L / MBP	134 a C.R 5MF
FGS 80HA	7 , 15	0 65	' 175	696	204			LBP	134 a
FFI 8.5HAK	7 , 15	1 35	' 176	699	205	508		L / MBP	134 a
FFV 8.5HAK	7 , 15	1 3	' 176	699	205	493		L / MBP	134 a
FG 8.5HAK	9 , 04	1 2	' 195	774	227			LBP	134 a C.R 5MF
FGS 90HA	7 , 95	0 78	' 201	798	234			LBP	134 a
FG 95HAK	10 , 61	1 54	' 222	880	258			LBP	134 a
100HAK FUEL	7 , 95	1 69	' 206	815	239	594		L / MBP	134 a
FGS 100HA	9 , 04	1 36	' 214	850	249			LBP	134 a
FFI 10HAK	9 , 04	1 73	' 214	850	249	636		L / MBP	134 a
FU 130HAX	10 , 61	1 88	' 266	1054	309	764		L / MBP	134 a C.R 4MF
FGS 130HA	11 , 14	1 12	' 273	1082	317			LBP	134 a
FFI 12HBK	11 , 14	1 96	' 274	1088	319	790	1269	L / MBP	134 a

MODEL	IN	Displ. CC	R A	L k	COOLING C CAL/HR	B T U	In -23	W -5	In 7.2+		
MA 42 LFJG	4 , 2			92		365	107			LBP	134 a
MA 42 LFJM	4 , 2			92		365	107			LBP	134 a VS 5 R MF
MA 42 LDJG	4 , 2			88		348	102			LBP	134 a
MA 42 LBJG	4 , 2			95		379	111			LBP	134 a
MA 42 LHJG	4 , 2			92		365	107			LBP	134 a
MA 42 LEJG	4 , 2			92		365	107			LBP	134 a
MA 42 LHJM	4 , 2			92		365	107			LBP	134 a VS 5 R MF

MA 45 LDJG	4 , 5	99	392	115	LBP	134 a	
							VS
MA 45 LCJM	4 , 5	99	392	115	LBP	134 a	^R · 5 MF
							VS
MA 45 LBJM	4 , 5	99	392	115	LBP	134 a	^R · 5 MF
							VS
MA 45 LDJM	4 , 5	99	392	115	LBP	134 a	^R · 5 MF
							VS
MA 45 LFJM	4 , 5	101	403	118	LBP	134 a	^R · 5 MF
							VS
MA 53 NEWS	5 , 3	125	495	145	LBP	134 a	^R · 5 MF
							VS
MA 53 LBJG	5 , 3	125	495	145	LBP	134 a	
							VS
MA 53 LBJM	5 , 3	125	495	145	LBP	134 a	^R · 5 MF
							VS
MA 53 LATG	5 , 3	124	491	144	LBP	134 a	
							VS
MA 57 LBJG	5 , 7	138	546	160	LBP	134 a	
							VS
MA 57 LCJG	5 , 7	144	573	168	LBP	134 a	^R · 5 MF
							VS
MA 57 LDJM	5 , 7	144	573	168	LBP	134 a	
MA 57 LATG	5 , 7	138	546	160	LBP	134 a	
							VS
MA 62 LBJG	6 , 2	150	594	174	LBP	134 a	
							VS
MA 62 LDJM	6 , 2	150	594	174	LBP	134 a	^R · 5 MF
							VS
MA 62 LBEG	6 , 2	150	594	174	LBP	134 a	
MA 62 LCEG	6 , 2	150	594	174	LBP	134 a	
MA 62 LATG	6 , 2	150	594	174	LBP	134 a	

HAS 69 LAY	6 , 9	172	682	200	LBP	134 a	
							VS
MA 69 LAEM	6 , 9	172	682	200	LBP	134 a	5 ^R MF
MA 69 LAEP	6 , 9	169	672	197	LBP	134 a	
							VS
MA 69 LCJM	6 , 9	172	682	200	LBP	134 a	5 ^R MF
MA 69 LBJG	6 , 9	172	682	200	LBP	134 a	
MA 69 LATG	6 , 9	172	682	200	LBP	134 a	
MA 72 LBJG	7 , 2	180	713	209	LBP	134 a	
							VS
MA 72 LBJM	7 , 2	180	713	209	LBP	134 a	5 ^R MF
MA 72 LBEG	7 , 2	139	553	162	LBP	134 a	
MA 72 LAEP	7 , 2	189	751	220	LBP	134 a	
MA 88 LATP	8 , 8	235	931	273	LBP	134 a	
MA 88 LAEP	8 , 8	235	931	273	LBP	134 a	
MA 42 HAEG	4 , 2				412	HBP	134 a
MA 53 HAEF	5 , 3				510	HBP	134 a
MA 53 HAEG	5 , 3				510	HBP	134 a
MA 62 HAEG	6 , 2				603	HBP	134 a
MA 72 HAEP	7 , 2				731	HBP	134 a
MA 88 HAEP	8 , 8				858	HBP	134 a

MODEL
200
/
220
/
50
HZ

Samsung	IN	Displ.	CC	COOLING				W	In	
				C _A	R _L	k	CAL/HR			B T U
CD124H-L1Z2	2 , 4			43		171	50		LBP	134 a
CD130H-L1Z2	3			60		239	70		LBP	134 a
CD137H-L1UB	3 , 7			75		297	87		LBP	134 a

CD143H-L1UA	4 3	98	389	114	LBP	134 a
CD152H-S1UB	5 2	120	478	140	LBP	134 a
CD162H-L1UB	6 2	146	580	170	LBP	134 a
SK170H-L1UB	7	168	665	195	LBP	134 a
SK172H-L1UB	7 2	176	699	205	LBP	134 a
SK182H-L2UB	8 2	203	805	236	LBP	134 a
SK190H-L2UB	9	227	901	264	LBP	134 a
CD 124 Q-L1Z2	2 4	43	171	50	LBP	134 a
CD 130 Q-L1Z2	3	58	229	67	LBP	134 a
CD 130 Q-S1ZA	3	58	229	67	LBP	134 a
CD 137 Q-S1U2	3 7	72	287	84	LBP	134 a
SD 137 Q-L1ZB	3 7	75	297	87	LBP	134 a
SD 137 Q-L1UB	3 7	75	297	87	LBP	134 a
SD 143 Q-L1U2	4 3	1212	4811	1410	LBP	134 a
MSA 143 Q-S1Z	4 3	96	382	112	LBP	134 a
SD 152 Q-L1UB	5 2	120	478	140	LBP	134 a
MD 152 Q-L1U2	5 2	118	467	137	LBP	134 a
SD 162 Q-L1UB	5 2	146	580	170	LBP	134 a
CD 124 H-L1Z2	2 4	43	171	50	LBP	134 a
CD 124 H-L1ZA	2 4	42	167	49	LBP	134 a
CD 130 H-L1Z2	3	58	229	67	LBP	134 a
SD 137 H-L1ZB	3 7	75	297	87	LBP	134 a
SD 137 H-L1UB	3 7	75	297	87	LBP	134 a
SD 143 H-L1UA	4 3	98	389	114	LBP	134 a
SD 152 H-S1UB	5 2	120	478	140	LBP	134 a

SD 162 H-L1UB	6 2	146	580	170	LBP	134 a
SK 170 H-L1UB	7	168	665	195	LBP	134 a
MSA 170 H-L1B	7	173	686	201	LBP	134 a
MSA 170 H-L1G	7	173	686	201	LBP	134 a
MK 172 H-L1U	7 2	176	699	205	LBP	134 a
MK 172 H-L1UB	7 2	176	699	205	LBP	134 a
SK 182 H-L2UA	8 2	203	805	236	LBP	134 a
SK 182 H-L2UB	8 2	203	805	236	LBP	134 a
MK 183 H-L2UB	8 3	203	805	236	LBP	134 a
SK 190 H-S2U	9	227	901	264	LBP	134 a
SK 190 H-L2UA	9	227	901	264	LBP	134 a
SK 190 H-L2UB	9	227	901	264	LBP	134 a
MK 190 H-L2U	9	225	894	262	LBP	134 a
MSS 151 G-L1U	5 1	125	495	145	LBP	134 a
MSA 151 G-L1B	5 1	125	495	145	LBP	134 a
MSA 162 G-L1B	6 2	151	600	176	LBP	134 a
MSS 170 G-L1U	7	153	607	178	LBP	134 a
MK 183 G-L2U	8 3	203	805	236	LBP	134 a
MK 190 G-L2U	9	225	894	262	LBP	134 a
MK 162 Q-L1UA	6 2	145	577	169	LBP	134 a
MSS 162 Q-L1U	6 2	151	600	176	LBP	134 a
MSA 162 Q-L1G	6 2	151	600	176	LBP	134 a
SK 170 Q-L1U	7	168	665	195	LBP	134 a
MSA 170 Q-L1B	7	173	686	201	LBP	134 a
MSA 170 Q-L1G	7	173	686	201	LBP	134 a
MK 172 Q-L2UB	7 2	176	699	205	LBP	134 a
SK 182 Q-L2U	8 2	203	805	236	LBP	134 a

THB 1346 Y	4 23	101	399	117	LBP	134 a
THB 1352 Y	5 01	116	461	135	LBP	134 a
THB 1358 Y	5 6	132	525	154	LBP	134 a
THD 1365 Y	5 9	144	570	167	LBP	134 a
THB 1374 Y	6 95	165	655	192	LBP	134 a

TSB 1355 Y	4 59	120	478	140	LBP	134 a
TSB 1360 Y	5 23	128	508	149	LBP	134 a
TSB 1374 Y	5 65	144	570	167	LBP	134 a
TSB 1380 Y	6 53	164	652	191	LBP	134 a
TSB 1390 Y	7 28	185	734	215	LBP	134 a

TPH 1380 Y	6 53	175	696	204	LBP	134 a
TPH 1410 Y	8 37	232	921	270	LBP	134 a
TPH 1413 Y	10 86	271	1075	315	LBP	134 a
TPH 1415 Y	12 52	312	1239	363	LBP	134 a

MODEL
200
/
220
/
50
HZ

Lanhai		COOLING							
		IN	Displ. CC	R L	k CAL/HR	B T U	In	W	In
			A				-23	-5	7.2+
LAW QD 25 HHP	2 50				65	259	76		LBP 134 a
LAW QD 30 HHP	3 00				65	259	76		LBP 134 a
LAW QD 35 HHP	3 50				77	304	89		LBP 134 a
LAW QD 43 HHP	4 30				90	358	105		LBP 134 a
LAW QD 52 HHP	4 00				99	392	115		LBP 134 a

LAF QD 59 HHP	5 , 50		105	416	122			LBP	134 a	
LAF QD 65 HHP	6 , 20		116	461	135			LBP	134 a	
LAF QD 75 HHP	7 , 20		129	512	150			LBP	134 a	
LAF QD 91 HHP	8 , 80		152	604	177			LBP	134 a	
MODEL	200 / 220 / 50 HZ									
Wansheng (China)				COOLING C						
	IN	Displ.CC	R A	L k	CAL/HR	B T U	In -23	W -5	In 7.2+	
QD 43 H.	4 , 30			95	375	110	320		L / MBP	134 a
QD 52 H	5 , 20			115	457	134	358		L / MBP	134 a
QD 59 H	5 , 90			125	495	145	415		L / MBP	134 a
QD 65H	6 , 50			146	580	170	435		L / MBP	134 a
QD 75 H.	7 , 50			159	631	185	510		L / MBP	134 a
QD 91 H.	9 , 10			189	751	220	625		L / MBP	134 a
QD 110 H	11 , 00			245	972	285	680		L / MBP	134 a
QD 128 H.	12 , 80			310	1228	360	830		L / MBP	134 a
QD 142 H.	14 , 20			340	1348	395	890		L / MBP	134 a
QD 158 H	15 , 80			387	1535	450	980		L / MBP	134 a
MAW QD 30 HHP	3 , 00			71	280	82	89		L / MBP	134 a
MAW QD 35 HHP	3 , 50			77	304	89	111		L / MBP	134 a
MAM QD 43 HHP	4 , 30			100	396	116	134		L / MBP	134 a
MAF QD 52 HHP	5 , 50			101	403	118	174		L / MBP	134 a
MAF QD 59 HHP	6 , 20			122	484	142	194		L / MBP	134 a
MAF QD 65 HHP	6 , 60			135	536	157	193		L / MBP	134 a

MAF QD 75 HHP	7 60	150	597	175	241	L / MBP	134 a
MAF QD 91 HHR	8 80	163	645	189	252	L / MBP	134 a
MAL QD 75 HHR	7 60	132	525	154	235	L / MBP	134 a
MAL QD 91 HHR	8 80	154	611	179	250	L / MBP	134 a
MAL QD 91 HGR	9 30	164	652	191	270	L / MBP	134 a
MAL QD 110 HHR	11 10	201	798	234	337	L / MBP	134 a
MAQ QD 128 HHR	12 30	236	938	275	463	L / MBP	134 a
MAQ QD 142 HHM	13 50	258	1024	300	500	L / MBP	134 a
MAQ QD 158 HHM	15 30	285	1129	331	560	L / MBP	134 a
MAQ QD 168 HHM	16 30	304	1208	354	610	L / MBP	134 a

F . N

FN 57 H	5 70	114	454	133	360	L / MBP	134 a
FN 66 H	6 60	142	563	165	410	L / MBP	134 a
FN 77 H	7 70	159	631	185	526	L / MBP	134 a
FN 91 H	9 10	176	699	205	570	L / MBP	134 a
FN 110 H	11 00	232	921	270	685	L / MBP	134 a

MODEL 200 /
220 /
50 HZ

Wansheng (China)

COOLING
C

	IN	Displ. CC	R L A	k	CAL/HR	B T U	In -23	W -5	In 7.2+		
HQD 43 H	4 30							238	404	M/HBP	125 a
HQD 52 H	5 20							290	492	M/HBP	126 a
HQD 59 H	5 90							332	563	M/HBP	127 a
HQD 65 H	6 50							368	625	M/HBP	128 a
HQD 75 H	7 50							430	730	M/HBP	129 a

HQD 91 H	9 , 10	535	908	M/HBP	130	a
HQD 110 H	11 , 00	654	1110	M/HBP	131	a
HQD 128 H	12 , 80	766	1300	M/HBP	132	a
HQD 142 H	14 , 20	859	1459	M/HBP	133	a

HAW QD 30 HHP	3 , 00	100	138	M/HBP	134	a
HAW QD 35 HHP	3 , 50	111	152	M/HBP	134	a
HAM QD 43 HHP		134	182	M/HBP	134	a
HAF QD 52 HHP	4 , 90	154	207	M/HBP	134	a
HAF QD 59 HHP	5 , 50	173	234	M/HBP	134	a
HAF QD 65 HHR	6 , 20	190	265	M/HBP	134	a
HAF QD 75 HHR	7 , 20	205	277	M/HBP	134	a
HAL QD 75 HHR	7 , 20	205	275	M/HBP	134	a
HAL QD 91 HHR	8 , 80	250	331	M/HBP	134	a
HAL QD 110 HHM	10 , 60	307	408	M/HBP	134	a
HAL QD 120 HHM	11 , 60	348	516	M/HBP	134	a
HAQ QD 128 HHM	12 , 30	411	559	M/HBP	134	a
HAQ QD 142 HHM	13 , 60	455	618	M/HBP	134	a
HAQ QD 158 HHM	15 , 30	499	675	M/HBP	134	a

MODEL 200 /
220 /
50 HZ

China	IN	Displ. CC	COOLING					W -5	In 7.2+	
			R L A	k CAL/HR	B T U	In -23	In 7.2+			
TAW QD 30 HHP	3 , 00		65	259	76	103	145	L/M/HBP	134 a	
TAW QD 35 HHP	3 , 50		72	287	84	111	152	L/M/HBP	134 a	
TAF QD 43 HHP	4 , 30		84	334	98	134	182	L/M/HBP	134 a	

TAF QD 52 HHP	4 90	96	382	112	154	207	L/M/HBP 134 a
TAF QD 59 HHP	5 50	104	413	121	173	234	L/M/HBP 134 a
TAF QD 65 HHP	6 20	120	474	139	190	251	L/M/HBP 134 a
TAF QD 75 HHP	7 20	119	471	138	205	278	L/M/HBP 134 a
TAL QD 75 HHR	7 20	118	467	137	205	276	L/M/HBP 134 a
TAL QD 91 HHR	8 80	141	560	164	259	339	L/M/HBP 134 a
TAL QD 110 HHM	10 60	171	679	199	307	420	L/M/HBP 134 a
TAL QD 120 HHM	11 60	212	839	246	256	485	L/M/HBP 134 a
TAQ QD 128 HHM	12 30	233	925	271	381	515	L/M/HBP 134 a
TAQ QD 142 HHM	13 60	249	989	290	413	557	L/M/HBP 134 a
TAQ QD 158 HHM	15 30	278	1102	323	458	619	L/M/HBP 134 a

TAX FN 57 HHR	5 70	99	392	115	175	236	L/M/HBP 134 a
TAX FN 66 HHR	6 60	103	409	120	195	263	L/M/HBP 134 a
TAX FN 77 HHR	7 70	114	454	133	209	278	L/M/HBP 134 a
TAX FN 91 HHR	9 10	135	536	157	248	333	L/M/HBP 134 a
TAX FN 110 HHR	11 00	168	665	195	308	414	L/M/HBP 134 a

MODEL 200 /
220 /
50 HZ

Daewoo

COOLING
C

	IN	Displ. CC	R L A	k	CAL/HR	B T U	In -23	W -5	In 7.2+		
HSL 11 YE-5	4 51			80		317	93			LBP	134 a
HSL 13 YE-5	4 62			93		368	108			LBP	134 a
HSL 15 YE-5	5 12			107		423	124			LBP	134 a
HSL 17 YE-5	5 55			126		498	146			LBP	134 a

HSL 19 YE-5	5 , 84	130	515	151	LBP	134 a
					LBP	134 a
					LBP	134 a
HSL 21 YE-5	149	151	600	176	LBP	134 a
HSL 23 YE-5	161	155	614	180	LBP	134 a
HSL 25 YE-5	176	174	689	202	LBP	134 a
HSL 27 YE-5	196	197	781	229	LBP	134 a
HSL 30 YE-5	253	230	911	267	LBP	134 a
HSL 5 Y-5P	2 , 29	35	140	41	LBP	134 a
HPL 7 Y-5	2 , 65	50	198	58	LBP	134 a
HSL 7 Y-5	2 , 65	48	191	56	LBP	134 a
HSL 9 Y-5	3 , 43	58	229	67	LBP	134 a
HSL 11 Y-5	4 , 51	80	317	93	LBP	134 a
HSL 11Y -5-K	4 , 51	84	334	98	LBP	134 a
HSL 11 Y-5-L	4 , 51	80	317	93	LBP	134 a
HPL 11 Y-5-K	4 , 51	80	317	93	LBP	134 a
HPL 13 JE-5	4 , 62	93	368	108	LBP	134 a
HPL 15 JE-5	5 , 12	107	423	124	LBP	134 a
HSL 15 JE-5	5 , 12	108	430	126	LBP	134 a
HSL 15 JE-5C	5 , 12	108	430	126	LBP	134 a
HSL 17 JE-5	5 , 55	126	502	147	LBP	134 a
HPL 19 JE-5	5 , 84	134	532	156	LBP	134 a
HSL 19 JE-5	5 , 84	130	515	151	LBP	134 a
HSL 19 JE-5A	5 , 84	135	536	157	LBP	134 a
HPL 17 YH-5	5 , 5	129	512	150	LBP	134 a
HPL 19 YH-5	5 , 84	136	539	158	LBP	134 a
HPL 21 YH-5	6 , 73	152	604	177	LBP	134 a

HPL 23 YH-5	7 , 03	166	658	193	LBP	134 a
HPL 25 YH-5	7 , 96	194	771	226	LBP	134 a
HPL 25 YH-5-K	7 , 96	188	747	219	LBP	134 a
HPL 26 YH-5	8 , 25	192	761	223	LBP	134 a
HPL 26 YH-5-K	8 , 25	192	761	223	LBP	134 a
HPL 30 YH-5	9 , 92	229	908	266	LBP	134 a
YX 51 LHS5	5 , 1	122	484	142	LBP	134 a
YX 58 LHP5	5 , 84	141	560	164	LBP	134 a
HPL 25 YG1-5	7 , 68	180	713	209	LBP	134 a
HPL 25 YG2-5	7 , 68	180	713	209	LBP	134 a
HPL 27 YG1-5	8 , 69	206	819	240	LBP	134 a
HPL 30 YG-5	9 , 92	235	931	273	LBP	134 a
HPL 30 YG-5A	9 , 92	228	904	265	LBP	134 a
HPL 21 YE-5-K	6 , 72	148	587	172	LBP	134 a
HPL 21 YE-5-L	6 , 73	152	604	177	LBP	134 a
HSL 21 YE-5	6 , 73	151	600	176	LBP	134 a
HPL 23 YE-5	7 , 03	166	658	193	LBP	134 a
HPL 23 YE-5-K0	7 , 03	162	641	188	LBP	134 a
HSL 23 YE-5	7 , 03	155	614	180	LBP	134 a
HKL 25 YE-5	7 , 68	177	703	206	LBP	134 a
HPL 25 YE-5-K	7 , 68	175	693	203	LBP	134 a
HPL 25 YE-5-L	7 , 68	180	713	209	LBP	134 a
HSL 25 YE-5	7 , 68	174	689	202	LBP	134 a
HKL 27 YE-5	8 , 69	200	795	233	LBP	134 a
HPL 27 YE-5	8 , 69	204	809	237	LBP	134 a
HPL 27 YE-5-K	8 , 69	199	788	231	LBP	134 a

HSL 27 YE-5	8 , 69	197	781	229	LBP	134 a
HSL 27 YE-5A	8 , 69	195	774	227	LBP	134 a
HKL 30 YE-5	9 , 92	236	935	274	LBP	134 a
HPL 30 YE-5	9 , 92	228	904	265	LBP	134 a
HPL 30 YE-5-K	9 , 92	221	877	257	LBP	134 a
HSL 30 YE-5	9 , 92	230	911	267	LBP	134 a
DH 70 LHP5	7 , 03	161	638	187	LBP	134 a
DH 80 LHP5	7 , 89	189	751	220	LBP	134 a
DH 90 LHK5	8 , 93	203	805	236	LBP	134 a
DH 90 LHP5	8 , 93	205	812	238	LBP	134 a
DH 120 LHG5	12	270	1071	314	LBP	134 a
DH 126 LHG5	12 , 6	290	1150	337	LBP	134 a
JX 41 LHP5-K	4 , 09	88	348	102	LBP	134 a
JX 41 LHS5	4 , 09	89	355	104	LBP	134 a
JX 46 LHS5	4 , 6	100	396	116	LBP	134 a
JX 51 LHS5-K	5 , 12	114	454	133	LBP	134 a
JX 51 LHS5	5 , 12	121	481	141	LBP	134 a
JX 51 LHT5	5 , 12	115	457	134	LBP	134 a
JX 55 LHP5-K	5 , 55	128	508	149	LBP	134 a
JX 55 LHS5-K	5 , 55	126	498	146	LBP	134 a
JX 58 LHK5	5 , 84	141	560	164	LBP	134 a
JX 58 Film Festival	5 , 84	140	556	163	LBP	134 a
JX 58 LHP5-K	5 , 84	140	556	163	LBP	134 a
JX 58 LHS5	5 , 84	141	560	164	LBP	134 a
JX 58 LHS5-K	5 , 84	140	556	163	LBP	134 a
JX 58 LHS5A	5 , 84	140	556	163	LBP	134 a

MODEL	200 /		220 /		50 HZ		COOLING		W	-5	In 7.2+		
	IN	Displ.	CC	L	k	CAL/HR	B	T					
HUAYI CUBIGEL			R	A									
HY 69 YG	6	9			168		665	195				LBP	134 a
HYE 60 YX	6				159		631	185				LBP	134 a
HYE 69 YS	6	7			168		665	195				LBP	134 a
HYE 55 YL63	5	5			129		512	150				LBP	134 a
HYE 60 YL63	6				146		580	170				LBP	134 a
HYE 69 YL	6	7			168		665	195				LBP	134 a
HYE 60 YKL	6				155		614	180				LBP	134 a
HYE 69 YKL	6				168		665	195				LBP	134 a
HYB 41 YL	4	1			95		375	110				LBP	134 a
HY 69 YH	6	9			168		665	195				LBP	134 a
HYB 30 YL63	3	1			73		290	85				LBP	134 a
HY90Y	9				228		904	265				LBP	134 a
HYE 90 YG	9	4			232		921	270				LBP	134 a
HYE 81 YG	8	1			202		802	235				LBP	134 a
HY 81 YTL	8	1			202		802	235				LBP	134 a
HY 81 YGL	8	1			202		802	235				LBP	134 a
HY 69 YGL	6	9			168		665	195				LBP	134 a
HY 90 YL	9				228		904	265				LBP	134 a
HY 113 Y	11	3			284		1126	330				LBP	134 a
HYB 25 Y63a	2	5			56		222	65				LBP	134 a
HYE 52 YK63a	5	1			129		512	150				LBP	134 a
HY 69 Y63	6	9			168		665	195				LBP	134 a
HYS 45 Y	4	5			107		426	125				LBP	134 a
HYB 35 Y	3	4			77		307	90				LBP	134 a
HYE 55 YG63	5	5			129		512	150				LBP	134 a
HYE 55 Y	5	5			129		512	150				LBP	134 a
HYE 60 Y63	6				146		580	170				LBP	134 a
HYE 69 Y	6	7			163		648	190				LBP	134 a
HYE 60 YS	6				155		614	180				LBP	134 a
HYE 60 YG63	6				146		580	170				LBP	134 a
HYE 55 YT	5	5			133		529	155				LBP	134 a
HYE 55 YT63	5	5			155		614	180				LBP	134 a
HYE 69 YG	6	7			163		648	190				LBP	134 a

HYE 69 Y63	6 , 7	163	648	190	LBP	134 a
HYE 69 YK	6 , 7	168	665	195	LBP	134 a
HYE 60 YK	6	150	597	175	LBP	134 a
HYE 60 YG	6	146	580	170	LBP	134 a
HYE 60Y	6	146	580	170	LBP	134 a
HYE 81 MSU	8 , 1	122	484	142	LBP	134 a
HYE 90 MSU	8 , 9	131	519	152	LBP	134 a

HY113YZ	11 , 3	860	3412	1000	M/HBP	134 a
HYE 69 YZ63a▲	6 , 9	619	2457	720	M/HBP	134 a
HY 69 YZ	6 , 9	555	2201	645	M/HBP	134 a
HYE 69 YZ	6 , 9	619	2457	720	M/HBP	134 a
HY 94 YZ	9 , 4	739	2934	860	M/HBP	134 a
HY 131 YZ	13 , 1	997	3958	1160	M/HBP	134 a
HY 153 YZ	15 , 3	1118	4435	1300	M/HBP	134 a
HYE 81 YZ	8 , 1	714	2832	830	M/HBP	134 a
HYE 81 YZ63a▲	8 , 1	714	2832	830	M/HBP	134 a
HY81YZ	8 , 1	641	2542	745		134 a

MODEL 200 /
220 /
50 HZ

COOLING
C

	IN	Displ. CC	R L A	k CAL/HR	B T U	In -23	W -5	In 7.2+		
AE 123 YES / YP / YT / YC	5 , 75			106	420	123			LBP	134 a
AE 148 YES / YP / YT / YC	6 , 91			127	505	148			LBP	134 a
AE 176 Y / YP / YT / YC	7 , 94			151	600	176			LBP	134 a
AE 196 YD / YP / YT / YC / YK	8 , 99			169	669	196			LBP	134 a
AE 230 / YC	14 , 17			198	785	230			LBP	134 a
AE 282 YC	16 , 13			242	962	282			LBP	134 a

TE 150 YP / YT	6 , 36			128	508	149			LBP	134 a
TE 165 YP / YT	6 , 91			142	563	165			LBP	134 a
TE 180 YP / YT	7 , 50			156	618	181			LBP	134 a
TE 195 YP / YT	7 , 94				658	193			LBP	134 a
TE 215 YP / YT	8 , 99			187	740	217			LBP	134 a

MTE 160 YP / YT	6 , 36			138	546	160			LBP	134 a
MTE 175 YP / YT	6 , 91			150	594	174			LBP	134 a

MTE 190 YP / YT	7	50	163	645	189	LBP	134 a
MTE 205 YP / YT	7	94	176	699	205	LBP	134 a
MTE 225 YP / YT	8	99	193	768	225	LBP	134 a
AZ 47 YD / YP / YT	2	80	40	160	47	LBP	134 a
AZ 68 YD / YP / YT	3	59	58	232	68	LBP	134 a
AZ 82 YD / YP / YT	4	00	71	280	82	LBP	134 a
AZ 90 YD / YP / YT	5	00	77	307	90	LBP	134 a
AZ 107 YD / YP / YT	5	59	92	365	107	LBP	134 a
AZ 121 YD / YP / YT	5	90	104	413	121	LBP	134 a
THA 65 YP / YT	3	08	56	222	65	LBP	134 a
THA 80 YP / YT	3	59	70	276	81	LBP	134 a
THA 90 YP / YT	3	80	76	300	88	LBP	134 a
THA 100 YP / YT	4	23	85	338	99	LBP	134 a
THA 110 YP / YT	5	00	94	372	109	LBP	134 a
THA 125 YP / YT	5	59	108	430	126	LBP	134 a
THA 138 YP / YT	5	90	119	471	138	LBP	134 a
THB 55 YP / YT	2	80	46	184	54	LBP	134 a
THB 75 YP / YT	3	59	65	259	76	LBP	134 a
THB 85 YP / YT	3	80	73	290	85	LBP	134 a
THB 95 YP / YT	4	23	81	321	94	LBP	134 a
THB 105 YP / YT	5	00	91	362	106	LBP	134 a
THB 118 YP / YT	5	59	101	403	118	LBP	134 a
THB 130 YP / YT	5	90	113	447	131	LBP	134 a
			0	0			
						LBP	134 a
MTH 75 YP / YT	3	09	63	249	73	LBP	134 a
MTH 85 YP / YT	3	59	74	293	86	LBP	134 a
MTH 95 YP / YT	3	80	81	321	94	LBP	134 a
MTH 105 YP / YT	4	23	90	358	105	LBP	134 a
MTH 115 YP / YT	5	00	104	413	121	LBP	134 a
MTH 135 YP / YT	5	59	110	437	128	LBP	134 a
MTH 145 YP / YT	5	90	128	508	149	LBP	134 a
AE 560 Y / YP / YC	7	57				560	HBP 134 a
AE 666 YC / YK	8	84				666	HBP 134 a
AE 881 YC / YK	12	04				881	HBP 134 a

AE 1024 YC / YK	14 , 17	1024	HBP	134 a						
MODEL	200 / 220 / 50 HZ	COOLING C								
	IN	Displ. CC	R L A	k CAL/HR	B T U	In -23	W -5	In 7.2+		
D 30 CZC		3		64	256	75			LBP	134 a
DK 30 CZ1		3		60	239	70			LBP	134 a
S 65 CZ1		6 , 5		146	580	170			LBP	134 a
LK 65 CZ1		6 , 5		150	597	175			LBP	134 a VS . R MF 4
LM 65 CZ		6 , 5		150	597	175			LBP	134 a VS . R MF 4
LJ 65 CZ		6 , 5		150	597	175			LBP	134 a VS . R MF 4
LU 70 CZ		7		163	648	190			LBP	134 a VS . R MF 5
S 70 CZ1		7 , 2		168	665	195			LBP	134 a
LK 70 CZ1		7 , 2		168	665	195			LBP	134 a VS . R MF 4
LM 70 CZ		7 , 2		168	665	195			LBP	134 a VS . R MF 4
L 76 CZ1		7 , 6		185	734	215			LBP	134 a
L 83 CZ1		8 , 3		198	785	230			LBP	134 a
KK 230 CZ1		8 , 3		198	785	230			LBP	134 a VS . R MF 5
KM 230 CZ		8 , 3		198	785	230			LBP	134 a VS . R MF 5
K 270 CZ1		9 , 5		232	921	270			LBP	134 a
KK 270 CZ1		9 , 5		232	921	270			LBP	134 a VS . R MF 5
K 325 CZ1		11 , 4		279	1109	325			LBP	134 a
K 375 CZ1		12 , 7		322	1279	375			LBP	134 a
K 400 CZ1		14 , 3		344	1365	400			LBP	134 a VS . R MF 6

MODEL	200 / 220 / 50 HZ	COOLING C								
	IN	Displ. CC	R L A	k CAL/HR	B T U	In -23	W -5	In 7.2+		
D 5136 CZ1		4 , 1		361	1433			420	M/HBP	134 a
S 5 150 CZ1		6		559	2218			650	M/HBP	134 a

S 6160 CZ`	7 , 2	645	2559	750	M/HBP 134 a	
L 6170 CZ	7 , 9	731	2900	850	M/HBP 134 a	VS . S MF 50
NE 5170 CZ	9 , 8	800	3173	930	M/HBP 134 a	
BN 6188 CZ	12	946	3753	1100	M/HBP 134 a	VS . S MF 75
K 6210 CZ	11 , 4	1032	4094	1200	M/HBP 134 a	VS . S MF 75

MODEL	IN	Displ. CC	R L A	COOLING C			W -5	In -23	In 7.2+	LBP	R 134 a	
				k CAL/HR	B T U							
N 1080 Y	5 , 5			82	324	95				LBP	R 134 a	
N 1090 Y	6			86	341	100				LBP	R 134 a	
N 1110 Y	6 , 7			98	389	114				LBP	R 134 a	
N 1111 Y	7 , 2			112	444	130				LBP	R 134 a	
N 1112 Y	8 , 1			120	478	140				LBP	R 134 a	
N 1113 Y	8 , 9			132	525	154				LBP	R 134 a	
N 1114 Y	9 , 6			144	573	168				LBP	R 134 a	
NT 1112 Y	8 , 1			120	478	140				LBP	R 134 a	4
NT 1113 Y	8 , 9			132	525	154				LBP	R 134 a	4
NT 1114 Y	9 , 6			146	580	170				LBP	R 134 a	4.0 / 4.5
NT 1117 Y	11 , 2			170	676	198				LBP	R 134 a	4
NOW 1080 Y	5 , 5			82	324	95				LBP	R 134 a	3
NOW 1090 Y	6			88	348	102				LBP	R 134 a	4
NOW 1110 Y	6 , 7			99	392	115				LBP	R 134 a	4
NOW 1111 Y	7 , 2			112	444	130				LBP	R 134 a	3.5 / 4.0

NOW 1112 Y	8 , 1	120	478	140	LBP	R 134 a	4
NOW 1113 Y	8 , 9	132	525	154	LBP	R 134 a	4
NU 1114Y	9 , 6	146	580	170	LBP	R 134 a	4.0 / 4.5
NOW 1116 Y	10 , 5	160	635	186	LBP	R 134 a	4 , 5
NOW 1112 GY	8 , 1	120	478	140	LBP	R 134 a	3.5 / 4.0
NOW 1113 GY	8 , 9	132	525	154	LBP	R 134 a	4
NS 1060 Y	4 , 2	56	222	65	LBP	R 134 a	2
NS 1080 Y	5 , 5	82	324	95	LBP	R 134 a	3
NS 1090 Y	6	90	358	105	LBP	R 134 a	2.0 / 3.0
NS 1110 Y	6 , 7	100	396	116	LBP	R 134 a	3.0 / 4.0
NS 1111 Y	7 , 2	112	444	130	LBP	R 134 a	3.5 / 4.0
NS 1112 Y	8 , 1	122	484	142	LBP	R 134 a	3.5 / 4.0
NS 1113 Y	8 , 9	133	529	155	LBP	R 134 a	4
NS 1114 Y	9 , 6	148	587	172	LBP	R 134 a	4
NS 1116 Y	10 , 5	160	635	186	LBP	R 134 a	4.0 / 5.0
NS 1117 Y	11 , 2	170	676	198	LBP	R 134 a	4
NC 1090 Y	6	90	358	105	LBP	R 134 a	2 , 5
NC 1110 Y	6 , 7	100	396	116	LBP	R 134 a	3.0 / 4.0
NC 1111 Y	7 , 2	110	437	128	LBP	R 134 a	4
NC 1112 Y	8 , 1	122	484	142	LBP	R 134 a	4
NC 1113 Y	8 , 9	133	529	155	LBP	R 134 a	4
NC 1114 Y	9 , 6	148	587	172	LBP	R 134 a	3.0 / 4.0
NC 1116 Y	10 , 5	160	635	186	LBP	R 134 a	3
NX 1080 Y	5 , 5	83	328	96	LBP	R 134 a	2

NX 1090 Y	6	93	368	108	LBP	R a	134	2 , 5
NX 1110 Y	6 , 7	101	399	117	LBP	R a	134	2 , 5
NX 1111 Y	7 , 2	112	444	130	LBP	R a	134	3
NX 1112 Y	8 , 1	125	495	145	LBP	R a	134	3
NX 1113 Y	8 , 9	133	529	155	LBP	R a	134	2 , 5
NX 1114 Y	9 , 6	148	587	172	LBP	R a	134	4
NB 1080 Y	5 , 5	83	328	96	LBP	R a	134	2
NB 1090 Y	6	93	368	108	LBP	R a	134	2 , 5
NB 1110 Y	6 , 7	101	399	117	LBP	R a	134	2 , 5
NB 1111 Y	7 , 2	112	444	130	LBP	R a	134	3
NB 1112 Y	8 , 1	125	495	145	LBP	R a	134	3
NB 1113 Y	8 , 9	133	529	155	LBP	R a	134	2 , 5
NB 1114 Y	9 , 6	148	587	172	LBP	R a	134	4
NB 1116 Y	10 , 5	160	635	186	LBP	R a	134	4
NE 1080 Y	5 , 5	83	328	96	LBP	R a	134	2
NE 1090 Y	6	93	368	108	LBP	R a	134	2 , 5
NE 1110 Y	6 , 7	101	399	117	LBP	R a	134	2 , 5
NE 1111 Y	7 , 2	112	444	130	LBP	R a	134	3
NE 1112 Y	8 , 1	125	495	145	LBP	R a	134	3
MODEL	200 / 220 / 50 HZ							
			COOLING C					
	IN	Displ. CC	R L A	k CAL/HR	B T U	In -23	W -5	In 7.2+
AE 1360 Y	6 , 91	1	136	539	158	LBP	134	a

AE 1370 Y	8 , 12	$\frac{1}{2}$ ' 160	635	186	LBP	134 a
AE 1390 Y	9 , 42	$\frac{1}{3}$ ' 217	860	252	LBP	134 a
AE 1390 Y-6	9 , 42	$\frac{1}{6}$ ' 228	904	265	LBP	134 a
AE 1411 Y	14 , 14	2 256	1017	298	LBP	134 a
AE 2340 Y	5 , 11	$\frac{0}{8}$ ' 95	375	110	LBP	134 a
AE 2360 Y	6 , 91	1 136	539	158	LBP	134 a
AE 2370 Y	8 , 12	$\frac{1}{2}$ ' 159	631	185	LBP	134 a
AE 2390 Y	9 , 42	$\frac{1}{4}$ ' 206	819	240	LBP	134 a
AE 2417 Y	18	$\frac{1}{2}$ ' 344	1365	400	LBP	134 a
AEA 2410 AND	12 , 05	2 232	921	270	LBP	134 a
AEA 2413 AND	14 , 14	2 301	1194	350	LBP	134 a
AEA 2415 AND	18 , 6	$\frac{1}{3}$ ' 318	1262	370	LBP	134 a C R5 MF 8
AE 6412 Y	5 , 99	$\frac{1}{2}$ ' 267	1061	311	MBP	134 a
AE 7415 Y	7 , 55	$\frac{1}{8}$ ' 317	1259	369	MBP	134 a
AE 7423 Y	12 , 05	$\frac{2}{3}$ ' 494	1958	574	MBP	134 a
AE 7426 Y	14 , 14	$\frac{2}{5}$ ' 550	2184	640	MBP	134 a
AE 7430 Y	16 , 08	$\frac{2}{2}$ ' 641	2542	745	MBP	134 a C R5 MF 8
AE 3414 Y	4 , 49	$\frac{1}{3}$ ' 318	1262	370	HBP	134 a
AE 3417 Y	5 , 68	$\frac{1}{6}$ ' 430	1706	500	HBP	134 a
AE 3425 Y	7 , 55	202 628	2491	730	HBP	134 a
AE 3430 Y	8 , 86	$\frac{2}{5}$ ' 731	2900	850	HBP	134 a
AE 3435 Y	9 , 42	$\frac{2}{7}$ ' 767	3043	892	HBP	134 a
AE 3440 Y	12 , 05	3 916	3634	1065	HBP	134 a
AE 3448 Y	14 , 14	$\frac{3}{5}$ ' 1032	4094	1200	HBP	134 a
AE 4414 Y	4 , 49	$\frac{1}{3}$ ' 318	1262	370	HBP	134 a

AE 4425 Y	7	55	2	602	2388	700	HBP	134	a
AE 4430 Y	8	86	2	705	2798	820	HBP	134	a
AE 4430 Y	8	86	1	684	2716	796	HBP	134	a C R5 MF 8
AE 4435 Y	9	42	2	776	3078	902	HBP	134	a
AE 4440 Y	12	05	3	924	3668	1075	HBP	134	a
AE 4440 Y	12	05	2	924	3668	1075	HBP	134	a C R5 MF 8
AE 4448 Y	14	14	3	1023	4060	1190	HBP	134	a
AE 4448 Y	14	14	2	1049	4162	1220	HBP	134	a C R5 MF12
AE 4459 Y	16	08	3	1247	4947	1450	HBP	134	a C R5 MF 15

MODEL
200
/
220
/
50
HZ

COOLING
C

	IN	Displ.	CC	R A	L	k	CAL/HR	B	T	U	In -23	W	-5	In 7.2+			
AZ A 1320 UN	2	5	0	4	49	194	57								LBP	134	a C R5 MF 4
AZ A 1327 UN	3	28	0	5	63	249	73								LBP	134	a C R5 MF 4
AZ A 1330 UN	3	69	0	5	68	270	79								LBP	134	a C R5 MF 4
AZ A 1335 UN	3	8	0	6	71	280	82								LBP	134	a C R5 MF 4
AZ A 1340 UN	4		0	7	79	314	92								LBP	134	a C R5 MF 4
AZ A 1350 UN	5		0	8	94	372	109								LBP	134	a C R5 MF 4
AZ A 1360 UN	5	59	0	5	92	365	107								LBP	134	a C R5 MF 4
AZ A 1370 UN	6		1		118	467	137								LBP	134	a C R5 MF 4
AZ A 0413 UN	6		1	5	183	727	213								LBP	134	a
AZ A 4913 UN	6		1	6	183	727	213								LBP	134	a

AW 4495 YK	30	3 5	'	585	2320	680	MBP	134 a	C R5 MF20
AW 4513 YK	35 , 6	3 9	'	638	2532	742	MBP	134 a	C R5 MF30
AW 4514 YK	37 , 5	3 9	'	641	2542	745	MBP	134 a	C R5 MF35
AW 4515 YK	39 , 6	4 2	'	728	2890	847	MBP	134 a	C R5 MF35
AW 4517 YK	48 , 4	4 9	'	903	3582	1050	MBP	134 a	C R5 MF20

MODEL
200
/
220
/
50
HZ

COOLING
C

	IN	Displ.	CC	R L A	k	CAL/HR	B T U	In -23	W -5	In 7.2+		
L QD 25 HG	52	2 , 5	0 55	'	47	188	55				LBP	134 a
L / QD 30 HG	62	3	0 63	'	56	222	65				LBP	134 a
L / QD 35 HG	71	3 , 5	0 68	'	64	256	75				LBP	134 a
L / ADW 43	100	4 , 3	1		95	375	110				LBP	134 a
L / ADW 57	104	5 , 1	1 1	'	107	426	125				LBP	134 a
L / ADW 57	112	5 , 7	1 15	'	116	461	135				LBP	134 a
MS / ADW 43	100	4 , 3	1		95	375	110				LBP	134 a
MS / ADW 43	104	5 , 1	1 1	'	107	426	125				LBP	134 a
MS / ADW 57	112	5 , 7	1 15	'	116	461	135				LBP	134 a
MS / ADW 66	132	6 , 6	1 2	'	142	563	165				LBP	134 a
MS / ADW 77	148	7 , 7	1 4	'	159	631	185				LBP	134 a
MS / ADW 86	160	8 , 6	1 45	'	172	682	200				LBP	134 a
MS / ADW 91	176	9 , 1	1 65	'	189	751	220				LBP	134 a
MK / ADW 66	132	6 , 6	1 2	'	142	563	165				LBP	134 a
MK / ADW 77	148	7 , 7	1 4	'	159	631	185				LBP	134 a
MK / ADW 86	160	8 , 6	1 45	'	172	682	200				LBP	134 a

MK / ADW 91	176	9	1	1 65	189	751	220	LBP	134 a		
MK ADW 110	215	11		2 05	232	921	270	LBP	134 a		
WQ / ADW 91	176	9	1	1 65	189	751	220	LBP	134 a		
WQ / ADW 110	215	11		2 05	232	921	270	LBP	134 a		
WQ / ADW 128	256	12	8	2 3	275	1092	320	LBP	134 a	C S M F 80	
WQ / ADW 142	280	14	2	2 6	301	1194	350	LBP	134 a	C S M F 81	
WQ / AD W 153	304	15	3	2 8	327	1297	380	LBP	134 a	C S M F 82	
MODEL	200 / 220 / 50 HZ										
						COOLING C					
	IN	Displ.	CC	R L A	k	CAL/HR	B T U	In -23	W -5	In 7.2+	
OF 605		3	4		77		307	90			LBP 134 a
OF 700		3	9		86		341	100			LBP 134 a CR MF 2
OF 789		3	9		95		375	110			LBP 134 a CR MF 2.5
OF 1033 A		5	3		120		478	140			LBP 134 a
OF 1350 A		7			155		614	180			LBP 134 a
GVY 35 AA		3	4		69		273	80			LBP 134 a CR MF 2
GVY 40 AA		4			94		372	109			LBP 134 a CR MF 3
GVY 44 AA		4	4		112		444	130			LBP 134 a CR MF 3
GVY 44 AG		4	4					132			
GVY 53 AA		5	3		120		478	140			LBP 134 a CR MF 3
GVY 53 AG		5	3		119		471	138			
GVY 57 AA		5	7		138		546	160			LBP 134 a CR MF 4
GVY 57 AG		5	7		132		525	154			
GVY 61 AA		6	1		146		580	170			LBP 134 a CR MF 4
GVY 66 AA		6	6		163		648	190			LBP 134 a CR MF 4

	7	5	177	703	206	LBP	134	a	CR MF 4
GVY 75 AG	7	5	173	686	201				
GTH 86 AA	8	6	206	819	240	LBP	134	a	CR MF 5
GTH 93 AA	9	3	224	887	260	LBP	134	a	CR MF 5
GTT 66 AA	6	6	172	682	200	LBP	134	a	CR MF 4
GTT 75 AA	7	5	181	716	210	LBP	134	a	CR MF 4
GKD 86 AA	8	6	219	870	255	LBP	134	a	CR MF 6
GKD 93 AA	9	3	232	921	270	LBP	134	a	CR MF 6
MODEL	200 / 220 / 50 HZ								
			COOLING C						
	IN	Displ.	CC ^{R L} A	k CAL/HR	B T U	In -23	W -5	In 7.2+	
GML 70 A	2	8		58	232	68			LBP 134 a
GML 90 A	3	4		79	314	92			LBP 134 a CR MF 2
GML 110 A	4	1		97	386	113			LBP 134 a CR MF 2.5
GML 125 A	4	1		103	409	120			LBP 134 a
GML 140 A	4	9		120	478	140			LBP 134 a
GML 140 A/I	4	9		120	478	140			LBP 134 a CR MF 5
GML 160 A	5	7		138	546	160			
GML 180 A	6	5		155	614	180			LBP 134 a CR MF 5
GML 200 A	7			172	682	200			LBP 134 a CR MF 5
GML 200 A/I	7			181	716	210			LBP 134 a CR MF 6
GTM 26 AA	2	6				65			
GTM 75 AA	7	5				200			

GTM 93 AA	10	280
GTM 10 AA	10 , 6	300
GTM 12 AA	12	320

GDL160 A	5 , 7	144	570	167	LBP	134 a	CR MF 4
GDL200 A	6 , 5	142	563	165	LBP	134 a	CR MF 5
GXL100 A	4 , 1	91	362	106	LBP	134 a	CR MF 4
GXL125 A	4 , 3	106	420	123	LBP	134 a	CR MF 5
GXL140 A	4 , 6	119	471	138	LBP	134 a	CR MF 5
GXL160 A	5 , 7	138	546	160	LBP	134 a	CR MF 4
GXL 200 A	7	168	665	195	LBP	134 a	CR MF 5
GXL 240 A	8 , 6	206	819	240	LBP	134 a	CR MF 5

MODEL
200
/
220
/
50
HZ

COOLING
C

	IN	Displ.	CC	R L A	k CAL/HR	B T U	In -23	W -5	In 7.2+			
GL 60 TP		5			464	1842			540			
GL 80 TP		8			636	2525			740			
GL 90 TP		9 , 3			739	2934			860	HBP	134 a	CS MF 50
GL 90 TP/I		9 , 3			739	2934			860	HBP	134 a	CS MF 50
GL 10 TP		9 , 3			757	3002			880	HBP	134 a	CS MF 50
GL 12 TP		12			972	3855			1130	HBP	134 a	CS MF 50
GHP 16 AA		16			1118	4435			1300	HBP	134 a	CS MF 100
GHP 18 AA		18			1376	5459			1600	HBP	134 a	CS MF 100
GHP 21 AA		21			1634	6483			1900	HBP	134 a	CS MF 100
GTM 93 AA		10			241	955			280	HBP	134 a	CS MF 50
GTM 10 AA		10 , 6			258	1024			300	HBP	134 a	CS MF 50

	IN	Displ.	CC	R A	L	k	CAL/HR	B	T	U	In -23	W	-5	In 7.2+		
ETR3						52		205			60				134	a
ETR3.5						64		256			75				134	a
ETR4						75		297			87				134	a
ESC5						92		365			107				134	a
ETR5						101		399			117				134	a
ETR5.5						112		444			130				134	a
ESC7						126		502			147				134	a
ESC8						148		587			172				134	a
ESC8.5						160		635			186				134	a
ESC9						176		699			205				134	a
ESC11						212		839			246				134	a



Private Picture Copyright : WWW.MBSM.PRO

GP14TB, R-134a, 3/8HP++, 230V, Haute Pression, CUBIGEL/HUAYI, Décalage: 14.17 cm³

Category: compressor

written by www.mbsm.pro | 20 December 2021

- **CUBIGEL/HUAYI**
- **Original**

Données techniques

- Modèle: **GP14TB**
- Gaz: **R-134a**
- Température/Pression: **Haute Pression**
- Puissance: **3/8 HP**
- Type De Courant: **Monophasé**
- Fréquence: **50 Hz**
- Type De Compresseur: **Hermétique**
- Décalage: **14.17 cm³**
- Cons.Énergie -10°C: **366 W**
- Cons.Énergie -5°C: **406 W**
- Cons.Énergie 0°C: **448 W**
- Cons.Énergie +5°C: **491 W**
- Cons.Énergie +10°C: **536 W**
- T° De Condensation: **40 °C**
- Capacité Frigorífica -15°C: **489 Kcal/h**
- Capacité Frigorífica -10°C: **634 Kcal/h**
- Capacité Frigorífica -5°C: **800 Kcal/h**
- Capacité Frigorífica 0°C: **986 Kcal/h**
- Capacité Frigorífica 5°C: **1193 Kcal/h**
- Capacité Frigorífica 7.2°C: **1291 Kcal/h**
- Capacité Frigorífica 10°C: **1421 Kcal/h**
- Tipo Test: **Ashare 46**



Private Picture Copyright : WWW.MBSM.PRO

3070051	alternative part number	605011	رقم القطعة
GP14TB	type	R134a	refrigerant
W 566	power input	HP 3/8	power
CSIR	motor system	cm ³ 14	cylinder capacity
mm 203.6	height	V 220-240	voltage
W 643	power at -5°C	W 497	power at -10°C
W 999	power at +5°C	W 810	power at 0°C
W 271	power at -20°C	W 191	power at -25°C
W 1209	power at +10°C	W 373	power at -15°C
HMBP	application	ASHRAE	test method
C° 43	.ambient temperature max	Hz 50	frequency
		kg 11.5	weight



Private Picture Copyright : WWW.MBSM.PRO

MBSM.PRO, All Compressor in One File , Pdf and Print

Category: compressor

written by www.mbsm.pro | 20 December 2021



Private Picture Copyright: WWW.MBSM.PRO

MBSM.PRO, All Compressor in One File , Pdf and Print

Compressor, R0HS, 1/3HP, R134A, Tecumseh, CAE4448Y, HBP, 208V/50HZ 230V/60HZ

Category: compressor

written by www.mbsm.pro | 20 December 2021



Private Picture Copyright: WWW.MBSM.PRO

Basic Info.

Model NO.
CAE4448Y
Refrigerant Type
Ammonia
Refrigerant
R134A
Voltage
208V/50Hz 230V/60Hz
Horsepower
1/3HP
Capacity(W)
519W
Input Power(Kw)
400W
Oil Charge (Cm3)
450
Net Weight(Kg)
12kg
Cop(W/W)
1.64
Trademark

tecumseh

Transport Package

Wooden Box

Specification

208V/50HZ 230V/60HZ

Origin

France

HS Code

8414309010

**1/3HP HBP Original Made in France R134A Tecumseh Compressor CAE4448Y
Refrigerator Compressor For Refrigerator/Showcase/Cold Room**

Product Description

Model: CAE4448Y

Brand : Tecumseh

Type: hermetic

Refrigerant: R134A

Voltage: 208V/50HZ 230V/60HZ

Cooling capacity: 519W

Input Power Watts: 400 W

Power: 1/3 HP

Description rapide

Condition: Nouveau

Configuration: Stationnaire

Modèle de lubrifica... Lubrifié

Point d'origine: Guangdong, China

Numéro de Type: CAE4448Y

Dimension (L*W*H): 1 unité

Certification: ROHS

Service après-vente...Aucun service d'outre-mer fourni

Chevaux: 1/3HP

Type: Piston

Source d'énergie: Alimentation AC

Muet: Oui

Marque nom: tecumseh

Tension: 208 ~ 220V/1PH/50HZ

Poids: 20kg

Garantie: 1 année

Gaz: R134a

Compressors	Displacement CC	Motor	Cooling capacity (Watt) EN12900 condensing T° +45°C , subcooling 0K, Return Gas 20°C							EN12900 evaporating T° -10°C		Weight Kg
			evaporating T°							Power input(Watt)	COP (W/W)	
			-15	-10	-5	0	5	10	15			
AE4425Y	6,69	CSIR	266	342	424	519	633	770	938	199	1,72	9,1
AEZ4425Y	7,6	CSIR	239	320	414	522	641	771	912	205	1,56	9,7
											9%	
AE4430Y	8,02	CSIR	254	382	488	613	760	930	1127	237	1,61	9,4
AEZ4430Y	8,8	CSIR	316	404	512	639	784	946	1122	258	1,57	10,2
											3%	
AE4440Y	10,33	CSIR	399	508	637	790	968	1176	1417	302	1,68	9,6
CAE4440Y	12	CSIR	399	519	666	837	1033	1250	1489	342	1,52	10,8
											10%	
AE4450Y	13,24	CSIR	526	672	843	1042	1273	1540	1847	370	1,82	10,5
CAE4448Y	14,2	CSIR	519	654	822	1023	1253	1512	1797	400	1,64	11,9
											10%	
AE4456Y	14,51	CSIR	579	737	921	1133	1380	1664	1990	424	1,74	11
CAE4456Y	16	CSIR	590	744	933	1156	1411	1695	2006	486	1,53	12,5
											12%	
AE4460Y	15,09	CSR	597	766	958	1181	1437	1732	2070	409	1,87	11,3

Private Picture Copyright : WWW.MBSM.PRO

Basic Info.

Model NO.	CAE4448Y
Refrigerant	R134A
Horsepower	1/3HP
Input Power(Kw)	400W
Net Weight(Kg)	12kg
Trademark	tecumseh
Specification	208V/50HZ 230V/60HZ
HS Code	8414309010

Refrigerant Type	Ammonia
Voltage	208V/50Hz 230V/60Hz
Capacity(W)	519W
Oil Charge (Cm3)	450
Cop(W/W)	1.64
Transport Package	Wooden Box
Origin	France

Private Picture Copyright : WWW.MBSM.PRO

Mbsm_dot_pro_private_PDF_cae4448yTélécharger

Danfoss, Reciprocating, compressors, MT / MTZ / NTZ, MT64HM4DVE, R22, 5HP / hp, 3,9KW, 15A

Category: compressor

written by www.mbsm.pro | 20 December 2021

MT64HM4DVE Compresseur Danfoss Meyo Paramètres détaillés:

Nombre nominal de chevaux: 5HP / hp

Puissance nominale: 3,9KW

Courant de démarrage à rotor bloqué: 67A

Courant de travail: 15A
 Cylindrée: 107,71 cm³ / tr
 interface fileté d'aspiration: 1 "3/4
 rangée Interface de filetage d'air: 1 "3/4
 taille du tuyau d'aspiration: 7/8"
 taille du tuyau d'échappement: 3/4 "
 vitesse: 2900 tr / min
 Poids net: 37 kg

Detailed Product Description

MT Series	R22	Type:	Hermetic
Refrigerant:			Reciprocating
			Compressor
Phase:	1PH,3PH	Application	Middle High
Horse Power:	1.5HP To 13.3HP	Temp.:	Temperature
Voltage:	380-400 -460V For Commercial	Frenquency:	50HZ 60HZ
Usage:	Refrigeration And Air Conditioning	Colour:	Blue

R22 Danfoss Maneurop Hermetic compressor MT64HM3DVE France Maneurop Piston Reciprocating compressor

Danfoss Maneurop NTZ series compressors are hermetic reciprocating type and designed for low evaporating temperature applications. Refrigerant: R404A/R507A Model: NTZ048/NTZ068/NTZ096/NTZ108/NTZ136/NTZ215/NTZ...

Danfoss Maneurop MT/MTZ series compressors are hermetic reciprocating type and designed for Medium and High evaporating temperature applications.

Refrigerant R22, R407C, R134A, R404A

380-400V/3~/50Hz and 460V/3~/60Hz

Models: MT/MTZ018 MT/MTZ022 MT/MTZ028... MT/MTZ320

Danfoss Maneurop MPZ series compressors are hermetic reciprocating type and designed for Medium and High evaporating temperature applications.

Refrigerant: R404A/R507A

Models: MPZ2038/MPZ2048/MPZ2054/MPZ2061/MPZ2068

Danfoss Maneurop Commercial Hermetic Scroll Compressor MT64HM4DVE

Specification:

Maneurop MT/MTZ series compressors are of the hermetic reciprocating type and are designed for Medium and high evaporating temperature applications.

There are 26 different models with displacement ranging from 30-543cm³/rev.

Our Maneurop compressors are for 50Hz, motor code is 4, can be used for R22/R407C/R134a/R404A/R507

1. Piston /reciprocating type compressors.
2. Voltage is 50Hz
3. The refrigerant are R22/R407C/R134a/R404A/R507
4. There are MT/MTZ series

5. Original from France.

6.Capacity: 1.5HP~13HP, High efficiency, Low noise

1.MT series for R134a

2. MTZ series for R407c/134a

1.50 Hz

2. Imported form France.

3.R22 Rated condition:50Hz/400V

superheat:11.1K

subcooling 8.3K condensing temp:54.4°C

4.R407C Rated condition :50Hz 400V

superheat:11.1K

subcooling 8.3K condensing temp:54.4°C

evaporating temp.7.2°C

refrigeration and power input±5%

We can supply more Danfoss compressor models as below:

MODEL (R22)	MODEL (R404A)	NTZ series
MT18-4VM	MTZ18-4VM	NTZ048A4LR1A
MT22-4VM	MTZ22-4VM	NTZ068A4LR1A
MT28-4VM	MTZ28-4VM	NTZ096A4LR1A
MT32-4VM	MTZ32-4VM	NTZ108A4LR1A
MT36-4VM	MTZ36-4VM	NTZ136A4LR1A
MT40-4VM	MTZ40-4VM	NTZ215A4LR1A
MT44-4VM	MTZ44-4VM	NTZ271A4LR1A
MT50-4VM	MTZ50-4VM	
MT56-4VM	MTZ56-4VM	
MT64-4VM	MTZ64-4VM	
MT72-4VM	MTZ72-4VM	
MT80-4VM	MTZ80-4VM	
MT100-4VM	MTZ100-4VM	
MT125-4VM	MTZ125-4VM	
MT144-4VM	MTZ144-4VM	
MT160-4VM	MTZ160-4VM	

Model NO.	Nom HP	Displ. Cc/rev	Capacity R404a(w)	
			-10	-5
MTZ18-4VI	1.5	30.2	1580	2110
MTZ18-5VI	1.5	30.2	1580	2110
MTZ22-4VI	1.8	38.12	2270	2920
MTZ22-5VI	1.8	38.12	2270	2920
MTZ28-4VI	2.3	48.06	2880	3720
MTZ28-5VI	2.3	48.06	2880	3720
MTZ32-4VI	2.7	53.86	3230	4220
MTZ32-5VI	2.7	53.86	3230	4220
MTZ36-4VI	3	60.47	3800	4870
MTZ36-5VI	3	60.47	3800	4870
MTZ40-4VI	3.3	67.89	4280	5490
MTZ45-4VI	3.8	76.22	4420	5840
MTZ51-4VI	4.2	85.64	5290	6920
MTZ57-4VI	4.8	96.13	6060	7880
MTZ65-4VI	5.4	107.71	7080	9130
MTZ73-4VI	6.1	120.94	7960	10230
MTZ81-4VI	6.8	135.78	9160	11720
MTZ100-4VI	8.3	171.26	10390	13500
MTZ125-4VI	10.4	215.44	13650	17500
MTZ144-4VI	12	241.87	15740	20120
MTZ160-4VI	13.3	271.55	17690	22520

Compresseur à piston Danfoss Maneurop MT22JC5PVE (2.0HP / 1PH) Compresseur à piston Danfoss Maneurop MT22JC4AVE (2.0HP / 3PH) Compresseur à piston Danfoss Maneurop MT28JC5PVE (2.3HP / 1PH) Compresseur à piston Danfoss Maneurop MT22JC4AVE (2.0HP / 3PH) Compresseur à piston Danfoss Maneurop MT28JC5PVE (2.3HP / 1PH) Compresseur à piston Danfoss Maneurop 3PH (2.3HP / 1PH) 2.6HP / 1PH) Compresseur à piston Danfoss Maneurop MT32JF4DVE (2.6HP / 3PH); Compresseur à piston Danfoss Maneurop MT36JG5CVE (3.0HP / 1PH) Compresseur à piston Danfoss Maneurop MT36JG4FVE (3.0HP / 3PH) Compresseur à piston Danfoss Maneurop MT40JH4EVE (3.3HP / 3PH) Danfoss Maneurop Compresseur à piston MT36JG4FVE (3.0HP / 3PH) Compresseur à piston Danfoss Maneurop MT40JH4EVE (3.3HP / 3PH) Danfoss Maneurop Compresseur à piston MT36JG4FVE (3.0HP / 3PH) Compresseur à piston Danfoss Maneurop MT40JH4EVE (3.3HP / 3PH) Compresseur à piston Danfoss Maneurop 3KFHB4 (3.6HP) 4.0HP / 3PH) Compresseur à piston Danfoss Maneurop MT56HL4BVE (4.6HP / 3PH) Compresseur à piston Danfoss Maneurop MT64HM4DVE (5.3HP / 3PH) Compresseur à piston Danfoss Maneurop MT72HN4AVE (6.0HP / 3PH) Compresseur à piston Danfoss Maneurop MT80HP4AVE (6.6HP / 3PH) Compresseur à piston Danfoss Maneurop MT72HN4AVE (6.0HP / 3PH) Compresseur à piston Danfoss Maneurop MT80HP4AVE (6.6HP / 3PH) Compresseur à piston Danfoss Maneurop 4.0 Compresseur à piston MT144HV4AVE (12,0HP / 3PH) Compresseur à piston Danfoss Maneurop MT160HW4EVE (13.3HP / 3PH) Compresseur à piston Danfoss Maneurop MTZ22JC5VE (2.0HP / 1PH); [R134A, R404] Compresseur à piston Danfoss Maneurop MTZ22JC4AVE (2.0HP / 3PH); [R134A, R404] Compresseur à piston Danfoss Maneurop MTZ28JE5AVE (2,3 HP / 1PH); [R134A, R404] Compresseur à piston Danfoss Maneurop MTZ28JE4AVE (2,3 HP / 3PH); [R134A, R404] Compresseur à piston Danfoss Maneurop MTZ32JF5AVE (2,6 CV / 1PH); [R134A, R404] Compresseur à piston Danfoss Maneurop MTZ32JF4BVE (2.6HP / 3PH); [R134A, R404] Compresseur à piston Danfoss Maneurop MTZ36JG5AVE (3.0HP / 1PH); [R134A, R404] Compresseur à piston Danfoss Maneurop MTZ36JG4BVE (3.0HP / 3PH); [R134A, R404] Compresseur à piston Danfoss Maneurop MTZ40JH4AVE (3,3 CV / 3PH); [R134A, R404] Compresseur à piston Danfoss Maneurop MTZ50HK4CVE (4,0 CV / 3PH); [R134A, R404] Compresseur à piston Danfoss Maneurop MTZ56HL4BVE (4,6 CV / 3PH); [R134A, R404] Compresseur à piston Danfoss Maneurop MTZ64HM4CVE (5,3 HP / 3PH); [R134A, R404] Compresseur à piston Danfoss Maneurop MTZ72HN4AVE (6,0 CV / 3PH); [R134A, R404] Compresseur à piston Danfoss Maneurop MTZ80HP4AVE (6,6 CV / 3PH); [R134A, R404] Compresseur à piston Danfoss Maneurop MTZ100HS4VE (8,3 CV / 3 PH); [R134A, R404] Compresseur à piston Danfoss Maneurop MTZ125HU4VE (10.0HP / 3PH); [R134A, R404] Compresseur à piston Danfoss Maneurop MTZ144HV4AVE (12,0 HP / 3PH); [R134A, R404] Compresseur à piston Danfoss Maneurop MTZ160HE4AVE (13,3 HP / 3PH); [R134A, R404] Compresseur à piston Danfoss Maneurop NTZ048A4LR1A (2.0HP / 3PH); [R134A, R404, R507] Compresseur à piston Danfoss Maneurop NTZ068A4LR1A (3,5 CV / 3PH); [R134A, R404, R507] Compresseur à piston Danfoss Maneurop NTZ096A4LR1A (4,5 CV / 3PH); [R134A, R404, R507] Compresseur à piston Danfoss Maneurop NTZ108A4LR1A (5,0 CV / 3PH); [R134A, R404, R507] Compresseur à piston Danfoss Maneurop NTZ136A4LR1A (6,5 CV / 3PH); [R134A, R404, R507] Compresseur à piston Danfoss Maneurop NTZ215A4LR1A (10,0 HP / 3PH); [R134A, R404, R507] Compresseur à piston Danfoss Maneurop NTZ271A4LR1A (13.0HP / 3PH); [R134A, R404, R507] COMPRESSEUR MANEUROP 2.0HP MT22 MANEUROPE 2.0HP MT22 COMPRESSEUR MANEUROP COMPRESSEUR MTZ-22JE-4VE R404A MANEUROPE 2.30HP MT28JE-5PVE MT28-5VI / MT28-5VM COMPRESSEUR MANEUROP 2.30HP MT28JE-5PVE MT28-5VI / MT28-5VM COMPRESSEUR MANEUROPEUR 2.30H5 / R404A) COMPRESSEUR MANEUROP 2.8HP

MTZ32-5VM (R134a / R404A / R507) COMPRESSEUR MANEUROP MT32JF5MVE 2-3 / 4HP ((R22) COMPRESSEUR MANEUROP 3.0HP MT36JG4FVE (MT36-4VI / MT36-4VM) (R22) COMPRESSEUR 3.0HP COMPRESSEUR MT36 MANEUROP 3.3HP MT40JH4EVE COMPRESSEUR MANEUROP 3.3HP MTZ40-JH4AVE COMPRESSEUR (R407A / C / F / R134A / R404A / R507) Compresseur MANEUROP MTZ-36-JG4AVE (R407C / R134a / R404A-R407C / R134a / R404A) -Compresseur JH4AVE (R134a / R404A) – Compresseur 3.3HP 3PH MANEUROP MTZ-44-HJ4AVE (R134a / R404A) – 3. 5HP 3PH MANEUROP 4HP MTZ-50HK-4CVE (MTZ50-4VI / MTZ50-4VM) COMPRESSEUR (R134A / R404A) MANEUROP MTZ56HL3BVE R407c, R134a, R507a, R404a compresseur MANEUROP MT-64-4VM COMPRESSEUR MANEUR 64-4VM COMPRESSEUR MANEUR COMPRESSEUR MT72-4VM COMPRESSEUR MANEUROP MT-80-4VM (6.5HP) Compresseur MANEUROP 6.6HP MT81HP4AVE COMPRESSEUR MANEUROP MTZ80HM4DVE COMPRESSEUR MANEUROP 8.5HP MT100-4VM COMPRESSEUR MANEUROPE 10HP MT100-4VM (MT100HS4DVE) COMPRESSEUR 10HP MT100-4VM (MT100HS4DVE) COMPRESSEUR MT12M10 MANHOP 4-COMPRESSEUR 10HP R22) COMPRESSEUR MANEUROP 10HP MTZ125HW4AVE (R404A / R134A / R507 / R407C) COMPRESSEUR MANEUROPE 12HP MT144-4VM COMPRESSEUR MANEUROPE 13.3HP MT160-4VM (MT160HW4DVE) COMPRESSEUR MANZVMER 10 COMPRESSEUR MANZVM4 (MT160HW4DVE) / 2 ‘) SER. KIT POUR MT-28 MANEUROP 7703009 (1-1 / 8 ‘& 3/4’) SER.

Product details

Gross weight 41.5 kg

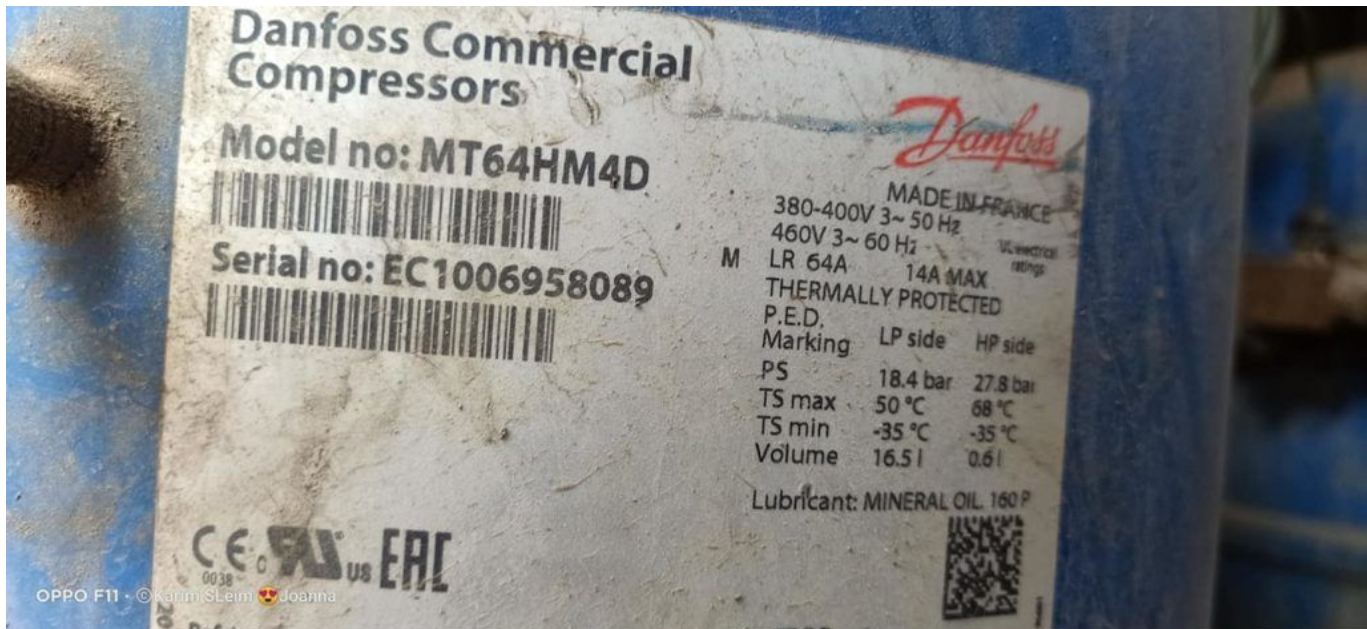
Net weight 39 kg

EAN 5702428661973

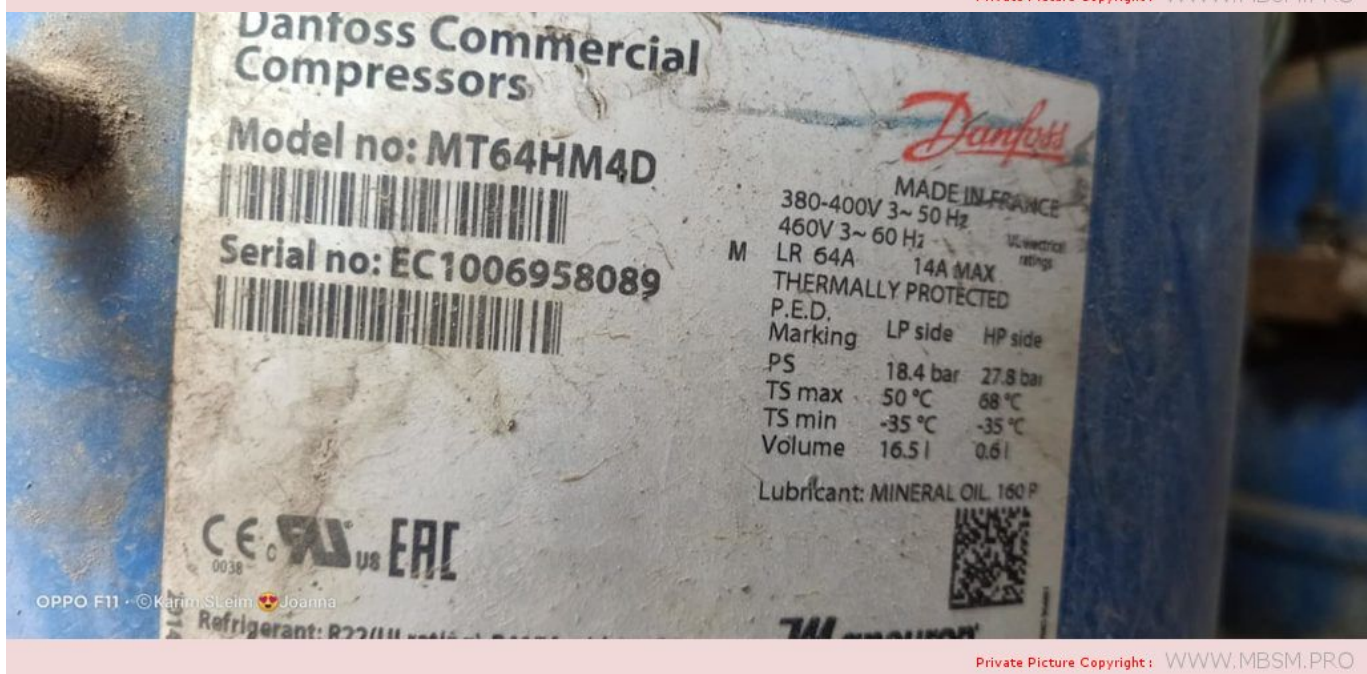
Approval standard	CCC CE UL
Brand technique	Reciprocating compressor
Capacity control	Fixed speed
Colour	Blue
Compressor power supply [V/Ph/Hz]	400/3/50 460/3/60
Configuration code	Single
Connection type	Rotolock
Cylinder	2
Description	MT064-4
Diameter [mm]	288 mm
Discharge connection height [mm]	74 mm
Discharge connection mounting torque [Nm]	90 Nm
Discharge connection pipe size [in]	3/4 in
Discharge connection rotolock size [in]	1 1/4 in
Discharge connection size [in]	1 1/4 in
Discharge connection sleeve pipe size [in]	3/4 in
Drawing number	8502012g

Economizer	No
Factory HP [bar]	25 bar
Factory LP [bar]	25 bar
Fitting remark	(shipped with rotolock version only)
Fitting sleeve	ODF
Fitting standard	Rotolock
Frequency [Hz]	50/60
Gauge port HP	None
Gauge port LP	Schrader
Generation code	E
Glass mounting	Threaded
Glass torque [Nm]	50 Nm
GP LP torque [Nm]	15 Nm
High side max pressure (Ps)	27.8 bar
High Side TS Max	150 °C
High Side TS Min	-35 °C
High Side Volume	0.6 L
High value of nominal voltage at 50Hz [V]	400 V
High value of nominal voltage at 60Hz [V]	460 V
High value of voltage range at 50Hz [V]	460 V
High value of voltage range at 60Hz [V]	506 V
IP protection class	IP55 (with cable gland)
Low side max pressure (Ps)	18.4 bar
Low Side TS Max	50 °C
Low Side TS Min	-35 °C
Low Side Volume	16.5 L
Low value of nominal voltage at 50Hz [V]	380 V
Low value of nominal voltage at 60Hz [V]	460 V
Low value of voltage range at 50Hz [V]	340 V
Low value of voltage range at 60Hz [V]	414 V
LRA	64 A
MCC	14 A
Model number	MT64HM4DVE
Motor protection	Internal overload protector
Mounting torque [Nm]	15 Nm
Nominal cooling capacity 60 kBTU/h	64.51 kBtu/h
Nominal cooling capacity at 50Hz	14.4 kW
Nominal cooling capacity at 60Hz	18.9 kW
Number of starts per hour [Max]	12
Oil charge [L]	1.8 L
Oil equalization	3/8" flare SAE
Oil equalization torque [Nm]	30 Nm
Oil reference	160P
Packaging height [mm]	550 mm
Packaging length [mm]	1150 mm
Packaging weight [Kg]	254 kg

Packaging width [mm]	800 mm
Packing format	Industrial pack
Packing quantity	6
Phase	3
Power connections	Spade
Refrigerant	R22
Refrigerant charge [kg] [Max]	5 kg
Relief valve	30 bar/8 bar
Rotational speed at 50Hz [rpm]	2900 rpm
Rotational speed at 60Hz [rpm]	3500 rpm
Segment usage	Air conditioning Refrigeration MT
Shipped fittings	Suction and discharge solder sleeves, rotolock nuts and gaskets
Shipped instructions	Installation instructions
Shipped mounting	Mounting kit with grommets, bolts, nuts, sleeves and washers
Shipped oil	Initial oil charge
Suction connection height [mm]	265 mm
Suction connection mounting torque [Nm]	110 Nm
Suction connection pipe size [in]	7/8 in
Suction connection rotolock size [in]	1 3/4 in
Suction connection size [in]	1 3/4 in
Suction connection sleeve pipe size [in]	7/8 in
Swept volume [cm³]	107.71 cm ³
Technology	Reciprocating
Test dif [bar] [Max]	30 bar
Test HP [bar] [Max]	30 bar
Test LP [bar] [Max]	25 bar
Torque earth [Nm]	3 Nm
Torque power [Nm]	3 Nm
Total height [mm]	413 mm
Type	MT
Type designation	Compressor
Viscosity [cP]	32 cP
Winding resistance for three-phase compressors with identical windings [Ohm]	2.44 Ohm



Private Picture Copyright: WWW.MBSM.PRO



Private Picture Copyright: WWW.MBSM.PRO

Product : Compressor
 产地: 法国制造
 Plant : Made in France
 客户: 丹佛斯自动控制管理(上海)有限公司
 Customer service: Danfoss Automatic Controls Management (Shanghai) Co.Ltd
 地址电话: 上海市宜山路900号科技大楼C楼20层200233 / (021)61513000
 Address/Tel: 20th Floor Block C, Hi-Tech Building
 900 Yi Shan Road Shanghai 200233 / (021)61513000
 警告: 只有具备一定经验和安全程序
 培训的授权人员才可以进行安装和维修。
 Warning: The installation and maintenance
 should be performed by the authorized
 person only



Danfoss Commercial Compressors



型号: MT64HM4DVE


 序列号: EC1006983516


产地法国
 380-400V 3~ 50 Hz
 460V 3~ 60 Hz
 额定电流: 6A 最大工作电流: 14A
 过热保护
 低压倒
 最高额定压力 18.4 bar
 最高额定温度 50 °C
 最低额定温度 -35 °C

润滑油: MINERAL OIL 160 P



R134a 制冷剂: R22 或 R417A 仅和 160PZ



WARNING

Installation and servicing shall be performed by trained personnel only. Failure to observe these safety warnings could result in personal injury or death.
 1. Before opening the cover, turn off power before removing the charge of capacitor.
 2. Before removal of cover in place and securely fastened whenever power is applied to the compressor. Use this equipment on a grounded system only.
 3. This unit contains refrigerant and oil under pressure. Release pressure from both the high and low side before opening cover safety cap.
 4. Do not touch the hot surface of the compressor.

CAUTION

Use only manufacturer's approved refrigerants, lubricants, and electrical components. Unauthorized refrigerants / lubricant / electrical component could cause fire, explosion, electrical shorting.
 For details refer to multi language instruction and technical documents available on Danfoss website at www.danfoss.com



Private Picture Copyright : WWW.MBSM.PRO

0937 217 184

MT64-4VM
KE1008211296
MT64HM4DVE

产品名称: 制冷压缩机
Product: Compressor
产地: 法国制造
Plant: Made in France
代理商: 丹佛斯自动控制管理(上海)有限公司
Customer service: Danfoss Automatic Control Management (Shanghai) Co.Ltd
地址电话: 上海市宝山顾900号科技大楼3楼30233 / (021) 61512000
Address/te: 900 Yi Shan Road Shanghai 200233 (021) 61512000
警告: 只有具备一定技能和安全教育于
熟练的维修人员才可以进行安装和维修。
Warning: The installation and maintenance
should be performed by the authorized
person only.

Compressor

Model no: MT64HM4DVE
Serial no: KE1008211296

MADE IN FRANCE

M	380-400V 3~ 50Hz	143.5kVA
	480V 3~ 60Hz	143.5kVA
	1.9 64.0A	
	Thermally protected	
P.E.D.	LP Side	HP Side
Marking	18.40 bar	27.20 bar
TS Max	39.5 °C	102.0 °C
TS Min	-23.5 °C	55.0 °C
Volume	16.1 l	64.1 l
Lubricant	Mineoil HP 180P	

CE, ENEC, ERE, C2000

Refrigerant: R22/R410A / R417A with 180P

WARNING CAUTION



Private Picture Copyright : WWW.MBSM.PRO

[Mbsm_dot_pro_private_PDF_MT64HM4DVETélécharger](#)

[Mbsm_dot_pro_private_PDF_MT64HM4DVE-5Télécharger](#)

www.mbsm.pro, Beko Compressor,
MTS170MT, R600A ,Capacity 170 kcal,
1/4HP , 197W ,LBP, LRA 12.6 A ,1PH
,BEKO FRIDGE & FREEZER

Category: compressor

written by www.mbsm.pro | 20 December 2021

www.mbsm.pro, Beko Compressor, MTS170MT, R600A ,1/4HP , 1PH ,

BEKO FRIDGE & FREEZER

More About This Product

Fitting

This product is manufactured and designed to be compatible or used with appliances of the brand or manufacturer listed above, or for selected commercial/domestic applications.

Other Information

None, at present.

Product Classification

This is a genuine original product made and supplied by the original equipment manufacturer (OEM). In order to maintain a valid warranty it is recommended to always use genuine original products. Genuine original products are specifically manufactured to increase the performance, functionality and life-span of your machine.

Manufacturer Information

We stock and supply a range of Beko, Blomberg, Flavel, Leisure Arcelik Group products.

Beko has become one of the fastest growing brands in the UK offering today an extensive product range including refrigeration, laundry, dishwashers and television. Second largest brand in Turkey, its home market, Beko continues to develop the mission and the reputation to serve customers with innovative products that genuinely surprise them, like the New Xpress Washing machine. Beko has been operating in the UK & Ireland since 1990 and is the UK's Best-selling Large Home Appliance brand. Designed to make your life easier thanks to super-fast programmes and energy saving technology – Beko delivers exceptional value for money, providing smart, innovative and energy efficient home appliances. Beko has achieved an average of 9 out of 10 review score from thousands of customer reviews for its range of American style fridge freezers, Built In Ovens and washing machines.

Consumables

Bulk Ordering

This product may be offered in bulk quantities, please refer to the box or pallet quantity in the specification box above. There may be a bulk discount available. In order to benefit from any discount available, add the box or pallet quantity (or multiples thereof) to your basket and the price will be updated automatically.

Related Items & Substitutes

Where available we may have an alternative or substitute product, or other items we think you may be interested in. Please see below.

Still Having Trouble?

If the information provided on this page still isn't sufficient for you to be certain it's what you require, please contact us for further assistance.



Private Picture Copyright : WWW.MBSM.PRO



Private Picture : www.MBSM.PRO

Private Picture Copyright : WWW.MBSM.PRO

Mbsm_dot_pro_private_PDF_ntu170mt-1Télécharger

Compresseur, SC15B, R-12, 3/8HP, 230V
, 104L , 2830 ,220-240V ,50HZ ,1PH,
LBP/HBP ,Compressor DANFOSS

Category: Technologie,Tester ok

written by www.mbsm.pro | 20 December 2021

Compresseur SC15B R-12 3/8HP 230V , 104L , 2830 ,220-240V ,50HZ ,1PH, LBP/HBP
,Compressor DANFOSS

TLES6.5FT.3 ,Energy-optimized
,Tropical , R134a 220-240V ,50Hz ,
1/4 hp , COMPRESOR DANFOSS SECOP ,
183 W , LBP

Category: Technologie,Tester ok

written by www.mbsm.pro | 20 December 2021



Private Picture Copyright : WWW.MBSM.PRO

TLES6.5FT.3 ,Energy-optimized ,Tropical , R134a 220-240V ,50Hz , 1/4 hp ,
COMPRESOR DANFOSS SECOP

www.mbsm.pro, Compresseur THG1365YGS, R134a ,1/5HP ,230V ,148W

Category: Solutions,Tester ok
written by Jamila | 20 December 2021
Gamme: Froid Commercial / Industriel
Type de machine: Divers
Type de produit: Compresseur
Sous-type de produit: Compresseur
Marque: Tecumseh
Original

www.mbsm.pro, Compresseur THG1340YKS R-134a 1/8HP 230V U.H.

Category: Solutions,Tester ok
written by Jamila | 20 December 2021
Gamme: Froid Commercial / Industriel
Type de machine: Divers
Type de produit: Compresseur
Sous-type de produit: Compresseur
Marque: Tecumseh
Original