

Mbsm.pro, Compressor, PW4.5VK, 1/8hP, 128 W, PW5.5VK, 1/6hP, 148 W, PW6.5VK, 1/5hP, 168 W, r134a, 1ph220v, watercooler, freezing

Category: compressor

written by www.mbsm.pro | 12 December 2024



Private Picture Copyright : WWW.MBSM.PRO

Mbsm.pro, Compressor, PW4.5VK, 1/8hP, 128 W, PW5.5VK, 1/6hP, 148 W, PW6.5VK, 1/5hP, 168 W, r134a, 1ph220v, watercooler, freezing

Mbsm.pro, Compressor , Copeland, CRFQ-0250-PFV-501, 2.5 hp, CRDQ-0200-PFJ-501, 2 hp, r22

Category: expertise

written by www.mbsm.pro | 12 December 2024



Private Picture Copyright : WWW.MBSM.PRO


Mbsm.pro, Compressor , Copeland, CRFQ-0250-PFV-501, 2.5 hp, CRDQ-0200-PFJ-501, 2 hp, r22

Mbsm.pro, REFRIGERATOR-FREEZER, GR-B392RQCC, 364L, compressor, 1/5 hp,

r134a(125g), 1.4 A, 1p/220v

Category: Refrigerator

written by www.mbsm.pro | 12 December 2024



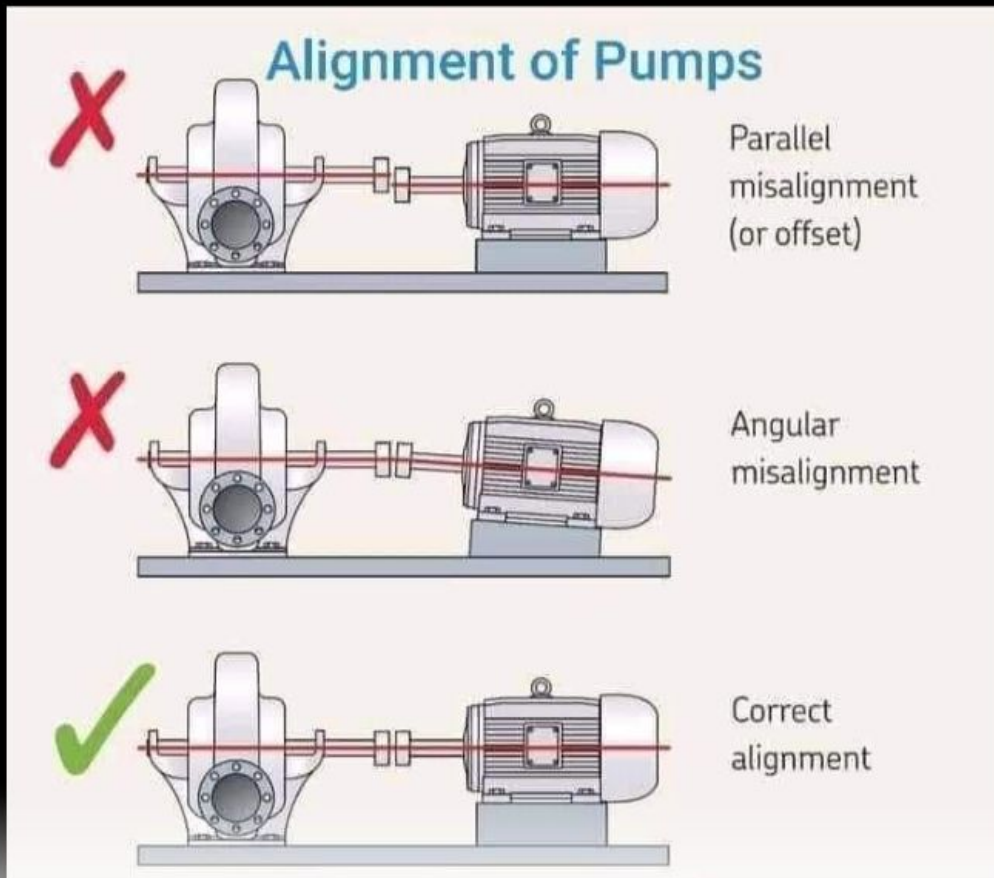
Private Picture Copyright : WWW.MBSM.PRO

Mbsm.pro, REFRIGERATOR-FREEZER, GR-B392RQCC, 364L, compressor, 1/5 hp, r134a(125g), 1.4 A, 1p/220v

Mbsm.pro, Alignment of Pumps

Category: Pictures

written by www.mbsm.pro | 12 December 2024



Private Picture Copyright : WWW.MBSM.PRO

Alignment of Pumps

Mbsm.pro, compressor, HYE81Y, 1/3 hp, 1bp, r134

Category: compressor

written by www.mbsm.pro | 12 December 2024



Private Picture Copyright : WWW.MBSM.PRO

Mbsm.pro, compressor, HYE81Y, 1/3 hp, lbp, r134

Mbsm.pro, Compressor, PW3.0B, PW4.0B, PW58BM, PW5.0B, PW7.0B, PW9.0B, PW10.0B, PW12.0B, DFB30LF, DFB30L-1F, DFB35L, DFB53L, DFB60L, DFB69L, DFB79L, DFB90L, DFB60S, DFB69S, DFB79S, DFB90S, DFB35T, DFB45T, DFB60T, DFB69T, DFB79T, DFB90T, DFB103T, DFB115T, PW48BMF, DFB55KF, DFB69LKF, DFB79LKF, DFB30DF, DFB30DLF, DFB40DF, DFB40DLF, DFB50DF, DFB50DLF, DFB55DF, DFB55DLF, DFB60DF, DFB60DLF, DFB70DF, DFB70DLF

Category: compressor

written by www.mbsm.pro | 12 December 2024



R600a COMPRESSOR R600a压缩机

Private Picture Copyright : WWW.MBSM.PRO

Mbsm.pro, Compressor, PW3.0B, PW4.0B, PW58BM, PW5.0B, PW7.0B, PW9.0B, PW10.0B, PW12.0B, DFB30LF, DFB30L-1F, DFB35L, DFB53L, DFB60L, DFB69L, DFB79L, DFB90L, DFB60S, DFB69S, DFB79S, DFB90S, DFB35T, DFB45T, DFB60T, DFB69T, DFB79T, DFB90T, DFB103T, DFB115T, PW48BMF, DFB55KF, DFB69LKF, DFB79LKF, DFB30DF, DFB30DLF, DFB40DF, DFB40DLF, DFB50DF, DFB50DLF, DFB55DF, DFB55DLF, DFB60DF, DFB60DLF, DFB70DF, DFB70DLF

Mbsm.pro, Cubigel Compressors Specifications

Category: compressor

written by www.mbsm.pro | 12 December 2024

Artikelnr.	Typ	Leistung (PS)	Kälteleistung [W] T_0 -25 °C, T_k +45 °C
			-25
47-32 HQY45AA	HQY 45 AA	1/12	52
47-32 HQY55AA	HQY 55 AA	1/9	62
47-32 HQY70AA	HQY 70 AA	1/8	80
47-32 HQY80AA	HQY 80 AA	1/7	99
47-32 HQY90AA	HQY 90 AA	1/7	109
47-32 HQY99AA	HQY 99 AA	1/6	119
47-32 HPY12AA	HPY 12 AA	1/5	144
47-32 HPY14AA	HPY 14 AA	1/5	166
47-32 HPY16AA	HPY 16 AA	1/4	181

Private Picture Copyright : WWW.MBSM.PRO

table with the specifications for the Cubigel compressors:

Cubigel Compressors Specifications

Model Power (HP) Cooling Capacity (W) at $T_1 = -25^\circ\text{C}$, $T_2 = +45^\circ\text{C}$

HQY45AA	1/12	52
HQY55AA	1/9	62
HQY70AA	1/8	80
HQY80AA	1/7	99
HQY90AA	1/7	109
HQY99AA	1/6	119
HPY12AA	1/5	144
HPY14AA	1/5	166
HPY16AA	1/4	181

Key Features

- **Type:** Hermetic compressor for capillary tube operation
- **Temperature Range:** LBP (-30 °C to -10 °C)
- **Voltage:** 220 – 240 V / 50 Hz
- **Refrigerant:** R-600a

Mbsm.pro, D2sc-55X-Ewl, 5.5HP, Copeland, Semi-Hermetic, Compressor

Category: compressor

written by www.mbsm.pro | 12 December 2024



Private Picture Copyright : WWW.MBSM.PRO

Copeland compressor can be used for low/medium and high temperature. These compressors are from Copeland China factory.

DWM Copeland™ Compressors are suitable

For a wide range of applications either in the form of single compressors, condensing units or as multi-compressor equipment

Cooling Capacity at Standard Condition 2.67kW R404A, Evaporating -35° C, Condensing 40° C, Suction Gas Return 20° C, Sub cooling 0K

Mechanical Data

Number of cylinders 2.0 Displacement @ 50 Hz, cu. M/h 18.2

Bore/Stroke, mm 60.4/36.5 Length/Width, mm 470/330

Height, mm 385.0 Net Weight, kg 87.0

Gross Weight, kg 93.0 Suction, inch 1 1/8

Discharge, inch 5/8 Oil Quantity, l 2.0

Frequency Range, Hz 25 – 60 Base mounting (hole dia), mm 295 x 279 (14.0)

Sound Pressure @ 1m, dBA 63.1 Sound Power, dBA 74.1

High Side PS, bar(g) 28.0 Low Side PS, bar(g) 22.5

Electrical Data

Maximum Operating Current, A 9.5 Locked Rotor Current, A 68.5

Default Enclosure Class IP 54 (IEC 34)

Accessories

Mounting Springs 4

Additional Cooling 1 or 2 ways water Coil

Crankcase Heater 70W Internal

Additional Cooling 70W Vertical Air Flow Fan

Additional Cooling 25W Horizontal Air Flow Fan

Adapter Kit For Parallel Operation

Inverter Control Techniques SKB 3400750


Model	nom Displace		Evaporating temperature (Capctiy R404A/R507)									Electrical		
	HP	m3/hr	-35	-30	-25	-20	-15	-10	-5	0	5	rla*	mcc*	l. r. a
DKSJ-15X-EWL	1.5	6.3	937	1260	1635	2075	2595	3200	3905			3.2	3.5	20.4
DLE-20X-EWL	2	9.9	871	1430	20700	2810	3665	4655	5805	7130	8655	4.6	5.7	37.6
DLJ-30X-EWL	3	14.5	1770	2540	3425	4460	5665	7070	8705	10590	12760	6.7	8.0	53
DLL-40X-EWL	4	18.1	2273	3330	4558	5996	7670	9615	11870	14460	17460	7.9	9.5	68.5
DLSG-40X-EWL	4	22.5	2980	4175	5625	7300						7.4	8.9	53.4
D2SC-65X-EWL	6.5	26.9		5100	6750	8700	10900	13500	16400	19800	23700	12.7	16.2	85.3
D3SA-75X-AWM	7.5	32.2		5600	7650	10500	12850	16100	19800	24100	28900	14.2	17.9	82
D3SC-100X-AWM	10	38		7150	9500	12250	15500	19300	23800	29000	35000	16.8	21.6	106
D3SS-150X-AWM	15	49.9		10350	13550	17200	21400	26300	32000	38500	46000	23.2	30.2	125
D4SA-200X-AWM	20	56		10650	14250	18400	23200	28800	35000	42500	51000	24.2	30.5	160
D4SH-250X-AWM	25	70.8		13300	17600	22600	28300	3500	42500	51500	62000	31.1	40.1	192
D4SJ-300X-AWM	30	84.7		15800*	21200	27400	34500	43000	52500	64000	76500	36.2	47.7	218
D6SH-350X-AWM	35	106		19600*	26000	33500	42000	52000	63500	76500	92000	49.6	62.4	284
D6SJ-400X-AWM	40	127		23100*	30500	39000	49000	60500	74000	89000	1E+05	55.2	71.8	347
D6SK-500X-AWM	50	151.8		27200*	36500	47000	59500	73500	90500	109500	1E+05	71	94.7	415
D8SJ600XB-1	60	181		33000	44000	56500	71500	88500	1E+05	13500	15800	84	107	544
DKL20X-EWL	2	7.4	940	1330	1790	2330	2950	3700	4500			2.6	3.83	20.4
DKSL20X-EWL	2	9.1	1390	1860	2410	3060	3820	4700	5700			3.2	4.7	20.4
DLL30X-EWL	3	18.2	2268	3293	4503	5918						5.5	7.3	53
D2SA-45X-EWL	4.5	22.4	3160*	4300	56500	7250	9100	11250	13700			7.4	11.4	68.5
D3SA-75X-AWM	7.5	32.2		5600	7650	10050	12850	16100	19800	24100	28900	10.5	17.9	82
D3SC-75X-AWM	7.5	38	5013*	6800	9000	11700	14850	18600	22900			12.4	18.7	82
D3SS-100X-AWM	10	49.9		9950	12900	16300	20300	24900	30500			16.3	26	109
D4SF-100X-AWM	10	56		11250	14600	18500	23200	28700	35000			16.9	27.1	105
D4SL-150X-AWM	15	70.8		14700	18900	23900	29700	36500	44000			21.7	35.6	156
D4ST-200X-AWM	20	84.7		17200	22400	28500	35500	44000	53500			24.2	42.4	175
D6SL-250X-AWM	25	106		21400	27700	35000	43500	53000	64000			31.4	56.5	199
D6ST-320X-AWM	32	127		25000	32000	40500	50500	62000	75000			39.2	62.9	255
D6SU-400X-AWM	40	151.8		29600	38500	49000	61500	75500	92000			47.3	78	304
D8SJ-450X-BWM	45	181		35500	46500	59000	74000	91000	1E+05			53.3	90.8	458

D2SC-55X Download

DOWNLOAD EMBRACO'S CATALOGUE

Category: Files

written by www.mbsm.pro | 12 December 2024



Private Picture Copyright : WWW.MBSM.PRO

SERIE R600a

Model	Power Source [V/Hz]	Displacement [cc/rev]	Capacity / Evaporating Temperature - ASHRAE														Motor type
			Check Point -23.3°C		Check Point +7.2°C		-30°C	-25°C	-20°C	-15°C	-10°C	-5°C	0°C	+5°C	+10°C	+15°C	
			CAP [W]	COP [W/W]	CAP [W]	COP [W/W]	CAP [W]	CAP [W]	CAP [W]	CAP [W]	CAP [W]	CAP [W]	CAP [W]	CAP [W]	CAP [W]	CAP [W]	
EMT 23CLP	220-240/50	4.50	77	1.22	-	-	53	70	90	114	143	-	-	-	-	-	RSIR
EMI 40CNP 50-60Hz	220-240/50	6.36	100	1.14	-	-	67	90	118	152	194	244	-	-	-	-	RSIR
	230/60		119	1.16	-	-	88	115	145	181	227	284	-	-	-	-	
EM2C 46CLT	220-240/50	7.96	137	1.73	-	-	93	124	162	208	263	-	-	-	-	-	RSCR
EMT 56CLP	220-240/50	9.04	157	1.33	-	-	106	143	187	239	300	-	-	-	-	-	RSIR/RSCR
EMYE 70CLP 50-60Hz	220-240/50	10.61	200	1.34	-	-	128	171	250	285	350	-	-	-	-	-	RSIR
	230/60		238	1.39	-	-	169	219	308	340	409	-	-	-	-	-	
EGYS 110CLC	220-240/50	14.77	263	1.83	-	-	187	241	307	387	486	-	-	-	-	-	RSCR
EMT 45CDP	220-240/50	6.78	-	-	397	2.71	-	-	-	152	192	239	296	361	-	-	RSIR
EMT 6144Y	220-240/50	9.04	-	-	539	2.48	-	-	-	216	273	337	410	494	-	-	CSIR
EMT 6160Y	220-240/50	11.14	-	-	654	2.27	-	-	-	262	329	408	498	600	-	-	CSIR

Rated Test Conditions:

Condensing Temperature	54.4°C
Liquid Temperature	32.2°C
Suction Temperature	32.2°C
Ambient Temperature	32.2°C

Private Picture Copyright : WWW.MBSM.PRO

INVERTER COMPRESSOR R290

Model	Power Source [V/Hz]	Displacement [cc/rev]	Capacity / Evaporating Temperature - ASHRAE														Frequency range [rps]
			Check Point -23.3°C		Check Point +7.2°C		-30°C	-25°C	-20°C	-15°C	-10°C	-5°C	0°C	+5°C	+10°C	+15°C	
			CAP [W]	COP [W/W]	CAP [W]	COP [W/W]	CAP [W]	CAP [W]	CAP [W]	CAP [W]	CAP [W]	CAP [W]	CAP [W]	CAP [W]	CAP [W]	CAP [W]	
FMFT 406U	220-240/46-150	6.44	140	1.74	-	-	99	129	165	207	256	313	378	-	-	-	25
			510	1.81	-	-	363	467	586	718	865	1,025	1,198	-	-	-	75
FMFT 411U	220-240/60-150	11.14	287	1.77	-	-	211	266	329	401	485	582	676	-	-	-	25
			861	1.75	-	-	634	798	986	1,203	1,455	1,747	2,028	-	-	-	75
FMFT 413U	220-240/60-150	12.92	403	1.76	-	-	287	369	467	585	727	896	1,094	-	-	-	30
			998	1.74	-	-	726	922	1,141	1,381	1,644	1,931	2,242	-	-	-	75
FMFT 415U	220-240/50-170	14.77	469	1.81	-	-	333	420	518	632	765	920	1,101	-	-	-	25
			1,251	1.66	-	-	924	1,174	1,451	1,755	2,089	2,453	2,847	-	-	-	80

Rated Test Conditions:

Condensing Temperature	54.4°C
Liquid Temperature	32.2°C
Suction Temperature	32.2°C
Ambient Temperature	32.2°C

Private Picture Copyright : WWW.MBSM.PRO

VEM INVERTER SERIES - R134a/R513A

Model	Power Source [V/Hz]	Displacement [cc/rev]	Capacity / Evaporating Temperature - ASHRAE														Frequency range [rps]
			Check Point -23.3°C		Check Point +7.2°C		-30°C	-25°C	-20°C	-15°C	-10°C	-5°C	0°C	+5°C	+10°C	+15°C	
			CAP [W]	COP [W/W]	CAP [W]	COP [W/W]	CAP [W]	CAP [W]	CAP [W]	CAP [W]	CAP [W]	CAP [W]	CAP [W]	CAP [W]	CAP [W]	CAP [W]	
VEMY 6HH	220-240/53-150	5.72	97	1.65	-	-	61	86	118	156	202	255	-	-	-	-	25
			230	1.62	-	-	153	208	273	348	433	528	-	-	-	-	75

Rated Test Conditions:

Condensing Temperature	54.4°C
Liquid Temperature	32.2°C
Suction Temperature	32.2°C
Ambient Temperature	32.2°C

Private Picture Copyright : WWW.MBSM.PRO

SERIE F R290

Model	Power Source [V/Hz]	Displacement [cc/rev]	Capacity / Evaporating Temperature - ASHRAE														Motor type
			Check Point -23.3°C		Check Point +7.2°C		-30°C	-25°C	-20°C	-15°C	-10°C	-5°C	0°C	+5°C	+10°C	+15°C	
			CAP [W]	COP [W/W]	CAP [W]	COP [W/W]	CAP [W]	CAP [W]	CAP [W]	CAP [W]	CAP [W]	CAP [W]	CAP [W]	CAP [W]	CAP [W]	CAP [W]	
FFU 130UAX 50-60Hz	220-240/50	6.76	319	1.49	-	-	224	286	366	463	577	707	-	-	-	-	CSIR
	230/60		399	1.55	-	-	295	367	451	552	675	824	-	-	-	-	
FFU 160UAX	220-240/50	7.95	399	1.45	-	-	297	375	464	567	688	830	-	-	-	-	CSIR

Rated Test Conditions:

Condensing Temperature	54.4°C
Liquid Temperature	32.2°C
Suction Temperature	32.2°C
Ambient Temperature	32.2°C

Private Picture Copyright : WWW.MBSM.PRO

SERIE EMC R290 (High Efficiency)

Model	Power Source [V/Hz]	Displacement [cc/rev]	Capacity / Evaporating Temperature - ASHRAE														Motor Type
			Check Point -23.3°C		Check Point +7.2°C		-30.0°C	-25.0°C	-20.0°C	-15.0°C	-10.0°C	-5.0°C	0°C	+5.0°C	+10.0°C	+15.0°C	
			CAP [W]	COP [W/W]	CAP [W]	COP [W/W]	CAP [W]	CAP [W]	CAP [W]	CAP [W]	CAP [W]	CAP [W]	CAP [W]	CAP [W]	CAP [W]	CAP [W]	
EMC3117U	220-240/50	3.97	197	1.79	-	-	145	182	228	282	345	416	496	-	-	-	RSCR
EMC3119U	220-240/50	4.53	229	1.83	-	-	164	210	266	332	406	489	582	-	-	-	RSCR
EMC3121U	220-240/50	5.54	271	1.88	-	-	192	249	313	385	465	553	649	-	-	-	RSCR
EMC3125U	220-240/50	6.09	305	1.88	-	-	218	278	350	435	533	643	766	-	-	-	RSCR
EMC3130U	220-240/50	6.92	349	1.84	-	-	243	311	394	491	601	725	863	-	-	-	RSCR
EMC3134U	220-240/50	7.95	417	1.85	-	-	309	385	478	587	713	855	1014	-	-	-	RSCR
EMC3140U	220-240/50	9.04	459	1.77	-	-	337	427	536	661	805	966	1145	-	-	-	RSCR
EMC3145U	220-240/50	11.14	559	1.75	-	-	409	517	646	797	969	1164	1380	-	-	-	RSCR

Rated Test Conditions:

Condensing Temperature	54.4°C
Liquid Temperature	32.2°C
Suction Temperature	32.2°C
Ambient Temperature	32.2°C

Private Picture Copyright : WWW.MBSM.PRO

SERIE EM R290

Model	Power Source [V/Hz]	Displacement [cc/rev]	Capacity / Evaporating Temperature - ASHRAE														Motor type
			Check Point -23.3°C		Check Point +7.2°C		-30°C	-25°C	-20°C	-15°C	-10°C	-5°C	0°C	+5°C	+10°C	+15°C	
			CAP [W]	COP [W/W]	CAP [W]	COP [W/W]	CAP [W]	CAP [W]	CAP [W]	CAP [W]	CAP [W]	CAP [W]	CAP [W]	CAP [W]	CAP [W]	CAP [W]	
EMI 50UER 50-60Hz	220-240/50	3.00	127	1.28	-	-	91	118	147	178	212	248	-	-	-	-	RSIR/CSIR
	230/60		153	1.33	-	-	103	138	181	231	290	355	-	-	-	-	
EMI 70UER 50-60Hz	220-240/50	4.10	177	1.18	-	-	120	159	208	266	332	407	-	-	-	-	RSIR/CSIR
	230/60		210	1.31	-	-	142	190	248	317	396	485	-	-	-	-	
EMI 90UEX	220-240/50	5.00	229	1.28	-	-	184	213	230	261	334	474	-	-	-	-	CSIR

Rated Test Conditions:

Condensing Temperature	54.4°C
Liquid Temperature	32.2°C
Suction Temperature	32.2°C
Ambient Temperature	32.2°C

Private Picture Copyright : WWW.MBSM.PRO

SERIE EG/F R134a-R513A

Model	Power Source [V/Hz]	Displacement [cc/rev]	Capacity / Evaporating Temperature - ASHRAE														Motor type
			Check Point -23.3°C		Check Point +7.2°C		-30°C	-25°C	-20°C	-15°C	-10°C	-5°C	0°C	+5°C	+10°C	+15°C	
			CAP [W]	COP [W/W]	CAP [W]	COP [W/W]	CAP [W]	CAP [W]	CAP [W]	CAP [W]	CAP [W]	CAP [W]	CAP [W]	CAP [W]	CAP [W]	CAP [W]	
EGAS 80HLR	115-127/60	6.36	240	1.55	-	-	151	215	289	377	482	-	-	-	-	-	RSIR/CSIR
EGAS 90HLR 50/60Hz	220-240/50	7.15	219	1.50	-	-	143	197	260	335	424	-	-	-	-	-	RSIR/CSIR
	230/60		271	1.59	-	-	175	243	320	413	524	-	-	-	-	-	
EGAS 90HLR	115-127/60	7.15	275	1.59	-	-	175	243	320	413	524	-	-	-	-	-	RSIR/CSIR
EGAS 100HLR 50-60Hz	220-240/50	7.95	251	1.52	-	-	162	225	298	383	483	-	-	-	-	-	RSIR
	230/60		308	1.60	-	-	200	277	366	470	593	-	-	-	-	-	
EGAS 100HLR	115-127/60	7.95	308	1.58	-	-	200	277	366	470	593	-	-	-	-	-	RSIR/CSIR
FFI 8.5HAK 50-60Hz	220-240/50	7.15	206	1.32	-	-	135	187	248	320	406	506	-	-	-	-	RSIR/CSIR
	230/60		241	1.37	-	-	157	219	294	384	491	618	-	-	-	-	
FFI 10HAK 50-60Hz	220-240/50	9.04	249	1.30	-	-	153	218	300	398	509	634	-	-	-	-	RSIR/CSIR
	230/60		302	1.42	-	-	186	268	362	470	598	749	-	-	-	-	
FFI 10HAK	115-127/60	9.04	302	1.42	-	-	187	268	362	470	598	749	-	-	-	-	RSIR/CSIR
FFI 12HBK 50-60Hz	220-240/50	11.14	319	1.25	1.316	2.61	209	285	381	496	631	787	965	1.164	1.386	1.631	RSIR/CSIR
	230/60		349	1.18	1.553	2.28	221	308	419	554	714	901	1.116	1.361	1.637	1.946	
FFI 12HBK	115-127/60	11.14	349	1.20	1.553	2.54	218	304	414	552	718	913	1.140	1.400	1.694	2.024	RSIR/CSIR
FFU 130HAX	220-240/50	10.61	309	1.38	-	-	201	178	368	475	604	761	-	-	-	-	CSIR
FFU 160HAX	220-240/50	12.92	388	1.46	-	-	266	355	456	577	726	909	1.134	-	-	-	CSIR
FFUS 80HAK 50-60Hz	220-240/50	6.76	201	1.37	-	-	134	181	239	310	395	496	616	-	-	-	RSIR/CSIR
	230/60		236	1.47	-	-	154	212	282	367	468	587	752	-	-	-	
FFUS 80HAK	115-127/60	6.76	236	1.44	-	-	156	213	283	369	472	594	738	-	-	-	RSIR/CSIR
FFUS 100HAK 50-60Hz	220-240/50	7.95	248	1.43	-	-	166	225	300	391	498	621	761	-	-	-	RSIR/CSIR
	230/60		295	1.52	-	-	194	267	359	469	595	736	890	-	-	-	
FFUS 100HAK	115-127/60	7.95	295	1.58	-	-	194	266	356	464	591	738	906	-	-	-	RSIR/CSIR

Rated Test Conditions:

Condensing Temperature	54.4°C
Liquid Temperature	32.2°C
Suction Temperature	32.2°C
Ambient Temperature	32.2°C

Private Picture Copyright : WWW.MBSM.PRO

DOWNLOAD EMBRACO'S CATALOGUE

SERIE EM R134a-R513A

Model	Power Source [V/Hz]	Displacement [cc/rev]	Capacity / Evaporating Temperature - ASHRAE														Motor type
			Check Point -23.3°C		Check Point +7.2°C		-30°C	-25°C	-20°C	-15°C	-10°C	-5°C	0°C	+5°C	+10°C	+15°C	
			CAP [W]	COP [W/W]	CAP [W]	COP [W/W]	CAP [W]	CAP [W]	CAP [W]	CAP [W]	CAP [W]	CAP [W]	CAP [W]	CAP [W]	CAP [W]	CAP [W]	
EM 30HHR 50-60Hz	220-240/50	3.00	76	0.88	343	2.45	49	71	96	127	164	206	256	312	377	450	RSIR/CSIR
	230/60		91	1.01	404	2.53	57	85	117	153	196	246	306	376	458	554	
EM 30HHR	115/60	3.00	91	0.94	407	2.50	58	85	116	154	197	249	309	379	460	553	RSIR
EM 45HHR	220-240/50	3.77	102	1.03	440	2.63	61	85	116	154	200	255	320	396	484	585	RSIR/CSIR
EMI 45HER	115-127/60	3.77	123	1.26	-	-	74	109	150	196	248	-	-	-	-	-	RSIR
EM 55HHR 50-60Hz	220-240/50	4.60	-	-	533	2.69	-	-	-	-	-	326	399	485	583	694	RSIR
	230/60		-	-	630	2.60	-	-	-	-	-	377	471	579	701	837	
EM 55HHR	115-127/60	4.60	-	-	630	2.52	-	-	-	-	-	365	454	560	681	819	RSIR
EM 65HHR	220-240/50	5.54	-	-	639	2.61	-	-	-	-	-	405	475	567	681	818	RSIR
EM 65HHR 50-60Hz	220-240/50	5.54	-	-	645	2.39	-	-	-	-	304	388	484	592	711	842	RSIR/CSIR
	230/60		-	-	766	2.49	-	-	-	-	381	473	581	705	845	1,001	
EM 65HHR	115/60	5.54	-	-	762	2.50	-	-	-	-	358	447	554	680	824	986	RSIR

Rated Test Conditions:

Condensing Temperature	54.4°C
Liquid Temperature	32.2°C
Suction Temperature	32.2°C
Ambient Temperature	32.2°C

Private Picture Copyright : WWW.MBSM.PRO

Mbsm.pro, Compressor, D110C21RAZ5, 1/3 hp, 298 w, 11 cc, 256 kcal, 1017 btu, lbp, r134a, 1ph/220/50hz

Category: compressor

written by www.mbsm.pro | 12 December 2024



Private Picture Copyright : WWW.MBSM.PRO

Mbsm.pro, Compressor, D110C21RAZ5, 1/3 hp, 298 w, 11 cc, 256 kcal, 1017 btu,
lbp, r134a, 1ph/220/50hz