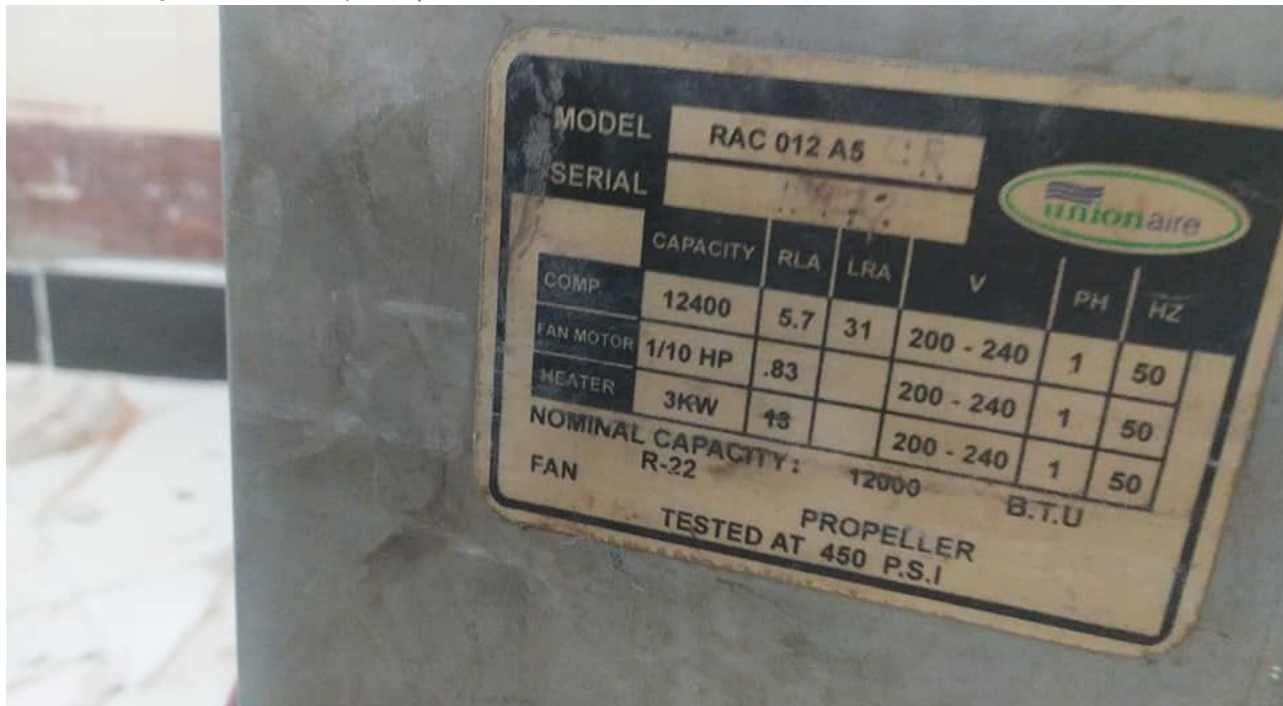


Mbsm.pro, aj600ft-352, 12400Btu, Window clim, AJB5515EXD, 208-230V ~ 60Hz 200V ~ 50Hz, HBP/AC – Air Conditioning, R-22/R-407C

Category: compressor

written by www.mbsm.pro | 22 December 2021



Private Picture Copyright : WWW.MBSM.PRO

Product Specifications

Performance

Condition	Test Voltage	(R) Btu/h	(R) kcal/h	(R) W	(I) W	(E) Btu/Wh	(E) kcal/Wh	W/W	EVAP TEMP	COND TEMP	AMBIENT TEMP	RETURN GAS	LIQUID TEMP
ASHRAE (R-22)	230V ~ 60HZ	15000	3780	4395	1800	8.33	2.1	2.44	7.2°C (45°F)	54°C (130°F)	35°C (95°F)	35°C (95°F)	46°C (115°F)

General

Evaporating Temp. Range: -23.3°C to 12.8°C (-10°F to 55°F)

Motor Torque: Low Start Torque (LST)

Compressor Cooling: Fan

Mechanical

Weight: 49

Weight Unit of Measure: LB

Displacement (cc): 26.122

Oil Type: Polyolester

Viscosity (cSt): 32
Oil Charge (cc): 781

Electrical

Voltage Range (50 Hz): 180-220
Voltage Range (60 Hz): 197-254
Locked Rotor Amps (LRA): 41
Rated Load Amps (RLA 50 Hz): 0
Rated Load Amps (RLA 60 Hz): 8.5
Max. Continuous Current (MCC in Amps): 12.6
Motor Resistance (Ohm) – Main: 1.49
Motor Resistance (Ohm) – Start: 7.77
MotorType: PSC
Overload Type: N/A
Relay Type: N/A

Agency Approval

cURus Recognized

OEM

AJ600FT-299-A4

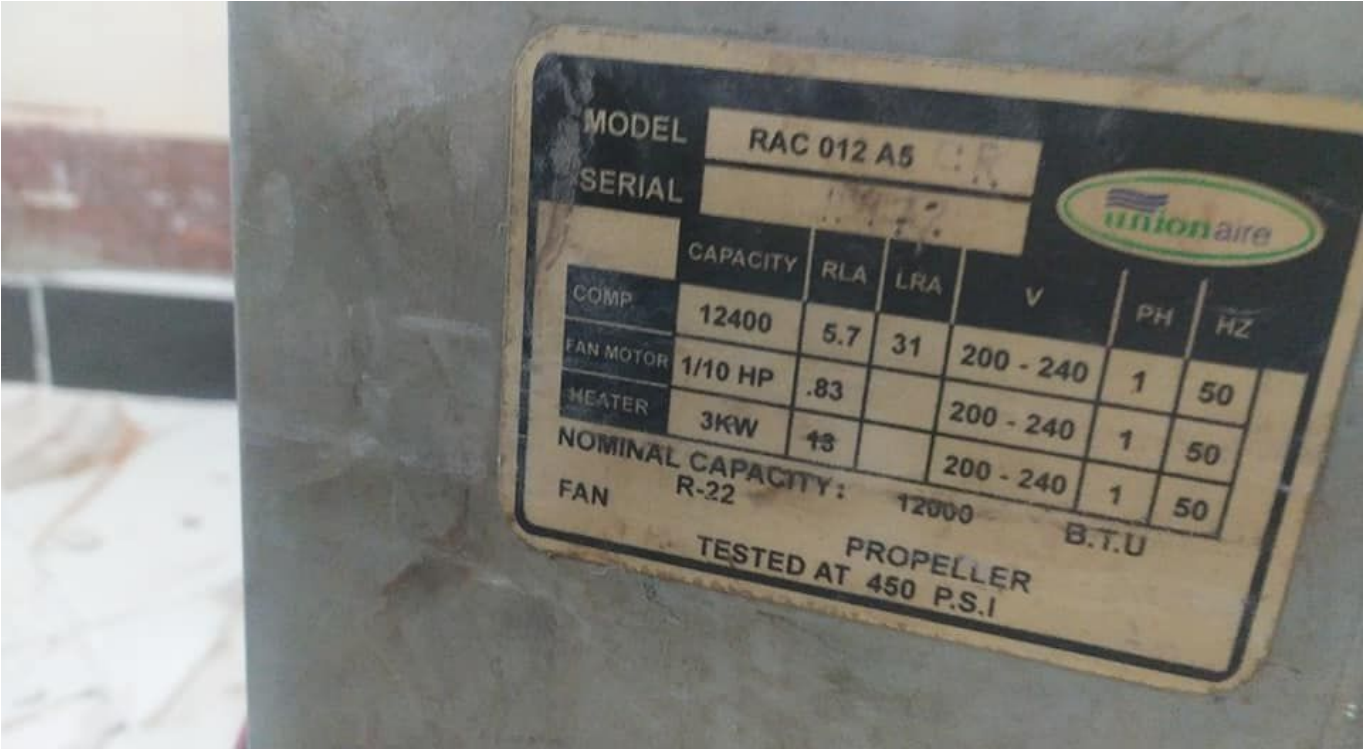
Dimensions – Height: 10.719
Dimensions – Width: 7.25
Dimensions – Length: 9.343
Dimensions Unit of Measure: IN
Market: OEM
Overload #: 8300CRAA46
Replacement Overload Kit #: K90-34
Replacement Relay Kit #: K71-19
Overload Spring: 26056
Cover Gasket: 30640
Terminal Cover: 70492
Bale Strap: 70491
Discharge Line Size: 0.3125 IN
Suction Line Size: 0.5 IN

Wholesale/Distribution

AJ600FT-205-J7

Dimensions – Height: 10.719
Dimensions – Width: 6.594
Dimensions – Length: 11.696
Dimensions Unit of Measure: IN

Market: Wholesale/Distribution
 Overload #: 8300CRAA46
 Replacement Overload Kit #: K90-34
 Replacement Relay Kit #: K71-19
 Overload Spring: 26056
 Cover Gasket: 30640
 Terminal Cover: 70492
 Bale Strap: 70491
 Discharge Line Size: 0.3125 IN
 Suction Line Size: 0.5 IN
 Loose Part Kit: LP121





Private Picture Copyright: WWW.MBSM.PRO



Private Picture Copyright: WWW.MBSM.PRO



Private Picture Copyright: WWW.MBSM.PRO

Mbsm_dot_pro_private_PDF_aj600ft-352-Tecumseh-Compressor-Product-RangeTélécharger

Mbsm_dot_pro_private_PDF_aj600ft-352-tecumseh_to_tecumseh_cross_refTélécharger

Mbsm.pro, AJ4519Z-KZ1C, TAJ4519Z, 1.5hp, 1.1/2hp++, AJ42R1TF707, Haute Pression , R404A – R452A, R449A, R448A

Category: compressor

written by www.mbsm.pro | 22 December 2021



Spécifications du produit

Performance

Données techniques

- Modèle: **TAJ4519Z**
 - Gaz: **R-404a**
 - Température/Pression: **Haute Pression**
 - Puissance: **1 1/2 HP**
 - Type De Courant: **Trois Phases**
 - Fréquence: **50/60 Hz**
 - Type De Compresseur: **Hermétique**
 - Décalage: **34.45 cm³**
 - Cons.Énergie -10°C: **1466 W**
 - Cons.Énergie -5°C: **1592 W**
 - Cons.Énergie 0°C: **1715 W**
 - Cons.Énergie +5°C: **1834 W**
 - Cons.Énergie +10°C: **1949 W**
 - T° De Condensation: **40 °C**
 - Capacité Frigorifique -20°C: **1590 Kcal/h**
 - Capacité Frigorifique -15°C: **2037 Kcal/h**
 - Capacité Frigorifique -10°C: **2543 Kcal/h**
 - Capacité Frigorifique -5°C: **3118 Kcal/h**
 - Capacité Frigorifique 0°C: **3770 Kcal/h**
 - Capacité Frigorifique 5°C: **4512 Kcal/h**
 - Capacité Frigorifique 10°C: **5352 Kcal/h**
 - Tipo Test: **EN.12900**
- Température d'évaporation Intervalle: -15°C to 15°C (5°F to 59°F)
- Couple moteur: High Start Torque (HST)
- Refroidissement par compresseur: Fan

Mécanique

Poids:	21
Unité de mesure du poids:	KG
Déplacement (cc):	34.45
Type d'huile:	Polyolester
Viscosité (cSt):	32
Charge d'huile (cc):	475

Électrique

Gamme de tension (50 Hz):	180-253
Gamme de tension (60 Hz):	187-264
Amplis à rotor bloqué (LRA):	48
Charge nominale ampères (RLA 50 Hz):	7.5
Charge nominale ampères (RLA 60 Hz):	8.3

Max. Courant Continu (MCC en Ampères):	11.1
Résistance Moteur (Ohm) – Principal:	2.13
Résistance Moteur (Ohm) – Début:	2.13
Type de moteur:	3PH
Type de surcharge:	N/A
Type de relais:	N/A







Private Picture Copyright: WWW.MBSM.PRO



Private Picture Copyright: WWW.MBSM.PRO



Private Picture Copyright : WWW.MBSM.PRO



Private Picture Copyright : WWW.MBSM.PRO



Private Picture Copyright : WWW.MBSM.PRO

Mbsm_dot_pro_private_PDF_taj4519Z-Tecumseh-2016-FRTélécharger

Mbsm_dot_pro_private_PDFtaj4519ZTélécharger

LG, compressor, 1/10 ,1/8 ,1/6 ,1/5
,1/4 ,1/3 , hp power, wattage,
capillary, amperes

Category: Chaud&Froid

written by www.mbsm.pro | 22 December 2021

Capillary	Ampair	Wattage	Codes	Hp Power
0.028	0.75	63	NS36LAEG	1\10
0.033	0.81	77	MSA43LBEG	1\8
0.033	1.12	116	MA53LAEG	1\6
0.033	1.12	142	MA57LBEG	1\6+
0.036	1.35	160	MA62LCEG	1\5
0.040	1.35	174	MA69LCEG	1\5+
0.040	1.4	200	MA72LCEG	1\4
0.042	1.6	210	MA88LCEG	1\3
0.042	1.6	279	MA98LAEM	1\3+

Private Picture Copyright: WWW.MBSM.PRO

Refrigerator compressor LG India full data HP codes, amperes, capillary tube, wattage trace Hp power and connect size wise capillary tube

Capillary	Ampair	Wattage	Codes	Hp Power
0.028	0.75	63	NS36LAEG	1\10
0.033	0.81	77	MSA43LBEG	1\8
0.033	1.12	116	MA53LAEG	1\6
0.033	1.12	142	MA57LBEG	1\6+
0.036	1.35	160	MA62LCEG	1\5
0.040	1.35	174	MA69LCEG	1\5+
0.040	1.4	200	MA72LCEG	1\4
0.042	1.6	210	MA88LCEG	1\3
0.042	1.6	279	MA98LAEM	1\3+

Private Picture Copyright: WWW.MBSM.PRO

High, Efficiency, R134a, Hermetic,

Compressor, GPY16AF, RoHS, 3/8hp, csir, lbp, 220v, 380w

Category: compressor

written by www.mbsm.pro | 22 December 2021



●○ REDMI NOTE 9
∞ AI QUAD CAMERA

Private Picture Copyright : WWW.MBSM.PRO

R134a GPY16AF series sealed refrigeration compressor 220-240v/50Hz

The main feature:

strong loading capacity,

high efficiency,

low noise,

light vibration,

good reliability.

suitable for mid-size refrigerators, freezers, displayers, beer displayers and other mid-size refrigeration appliances. The structure form is hermetical crank connecting-rod reciprocating piston type.

They are the best selling high-tech compressors sold in the world. They are ideal for domestic refrigeration and also for small commercial applications. They are small, have low noise and vibration levels, they achieve the highest levels of efficiency available in the market for this category.

KONOR	Displ. power	Motor type	V/Hz	Cooling capacity	Net W	Weight	KG
GQR60AA 6	1/6	RSIR	220-240V/50Hz	140	9.4		
GQR70AA 6.6	1/5	RSIR	220-240V/50Hz	165	9.4		
GQR80AA 8.1	1/4	RSIR	220-240V/50Hz	198	9.4		
GQR90AA 9.1	1/4	RSIR	220-240V/50Hz	220	10.1		
GQY99AA 9.9	1/4	RSIR	220-240V/50Hz	270	10.9		
GQY12AF 11.8	1/3	CSIR	220-240V/50Hz	325	10.56		
GQY16AF 16.2	3/8	CSIR	220-240V/50Hz	380	12.1		
GP16MG 16.2	5/8	CSIR	220-240V/50Hz	870	12.5		
GP12MG 11.8	5/8	CSIR	220-240V/50Hz	656	10.9		
GP12TG 11.8	3/8	CSIR	220-240V/50Hz	1140	11.8		
GQR80TG 8.1	1/4	CSIR	220-240V/50Hz	730	9.8		
GQR90TG 9.1	1/4	CSIR	220-240V/50Hz	830	10.5		
GQR60TG 6	1/5	CSIR	220-240V/50Hz	520	9.8		

Specification

Hermetic motor driven the piston connecting rod type compressor. With relay start-up of hammer type, and equipped with overload protector.

Application

Widely used in home and commercial refrigerator, air-curtain cabinet, display showcase, ice maker, chiller freezer, dehumidifier, etc.

R134a LBP Fan Cooling Compressor

Model: GPY16AF

Power: 3/8HP

Displacement: 16.2cm³

Capacity: 380w

COP: 1.3W

Voltage: 200-240V/50HZ

Motor Way: CSIR

Application: LBP

Cooling Type: Fan Cooling

Height: 210mm

Net Weight: 12.9kg

Dimension: 210*162*237.2(mm)

Test Conditions (ASHRAE)

Evaporating temperature -23.3°C

Condensing temperature 54.4°C

Subcooling temperature 32.2°C

Suction temperature 32.2°C

Ambient temperature 32.2°C

Conversion:

1watt=3.41Btu/h=0.86kcal/h



●○ REDMI NOTE 9
∞ AI QUAD CAMERA

Private Picture Copyright : WWW.MBSM.PRO

Mbsm_dot_pro_private_PDF_gpy16fTélécharger

L111CYA, COMPRESSOR, ASSY, Indesit ,

Ariston, whirlpool, 1/5hp, 1bp, 180W, r600a

Category: compressor

written by www.mbsm.pro | 22 December 2021



REDMI NOTE 8 PRO
AI QUAD CAMERA

Private Picture Copyright : WWW.MBSM.PRO



REDMI NOTE 8 PRO
AI QUAD CAMERA

Private Picture Copyright : WWW.MBSM.PRO

WARNING


Electrical Shock Hazard



Disconnect power before servicing.
Any ground circuit disconnected during service must be reconnected.
Do not reconnect unit to electrical supply until compressor terminal cover is securely in place.
If refrigerant leak is suspected around compressor terminal, relieve all pressure from the system, keeping terminal, cover in place.
Failure to do so can result in death or electrical shock.

FREQUENCY	50 Hz
VOLTAGE RANGE	220-240VAC
INPUT WATTS	710 W
INPUT CURRENT	3.2 A
COMFORT WATTS	480 W
COOLING CAPACITY	AS PER TABLE
CLIMATE CLASS	T

Do Not service with R134a
Follow only Approved R600a
service procedure & a
Qualified technician while
repairing



Risk of fire



WARNING

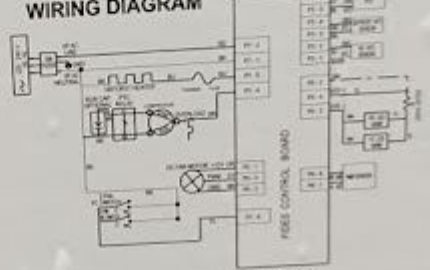
Caution: Risk of fire
Always observe the following points of caution when repairing or servicing the refrigerator since the refrigerant is a flammable gas.
Avoid using any flame or heat source to service the sealed system when the unit is not charged with refrigerant.
In the event of refrigerant leak, fully vent the area before recharging the unit.
Do not use any flammable refrigerant gas leak.

BLOWING AGENT: R600a (ISOTHERM)
CFLC (CYCLO PENTANE)
AS PER TABLE

MFG. BY: WHIRLPOOL OF INDIA LTD.
PLOT NO. A-4, M.D.C.
KARJANGAON, TAL. SHIBPUR,
DIST. PUNE - 412 204

"WHIRLPOOL" IS A REGISTERED TRADEMARK OF "WHIRLPOOL CORPORATION USA"

WIRING DIAGRAM



SYMBOL CODE
① = CONNECTOR - SCREW ON
② = CONNECTOR - CLOSED END
③ = DISCONNECT TERMINAL
④ = PERMANENT CONNECTION
⑤ = FUSE CONNECTOR
⑥ = GROUND JUMPER (CHASSIS)

WIRE COLOR CODE
BR = BROWN
BL = BLUE
BK = BLACK
RD = RED
WH = WHITE
YL = YELLOW
GN = GREEN
PK = PINK
VT = VIOLET
OR = ORANGE
SL = SILVER
GR = GRAY
BU = BLUE

NAME	MODEL	GROSS CAPACITY	STORAGE CAPACITY	REFRIGERANT (R600a)
LS10000	WT1011TU R1	460L	400L	1.13125kg

WT1175029

REDMI NOTE 8 PRO
AI QUAD CAMERA

E	E1130DZ	CSIR	220/60	390	1.35	F	NE	NE6213CK	CSF
	EU1121DZ	RSCR	220/60	325	1.52	F		NE6213BK	CSF
S	SK35XZ	RSIR	127/60	88	1.38			CT6217CK	CSF
L	LU65XZ	RSIR	127/60	190	1.52	S		CT6220CK	CSF
E	EU1121XZ	CSIR	127/60	250	1.50	F		CJ6228CK	CSF
R600a L.B.P 宽电压									
S	S66CY	RSIR	160~260/50	108	1.20			CJ6228CK	CSF
	SG66CY	RSIR	160~260/50	108	1.40			CJ6240CK	CSF
	SU66CY	RSCR	160~260/50	108	1.60			ES8CU	RSIF
	SZ66CY	RSCR	160~260/50	108	1.70			EN32CU	RSIF
L	L88CYA	RSIR	160~260/50	155	1.36	S	L	LZ58CU	RSCF
	L111CYA	RSIR	160~260/50	185	1.40	S			
	LK76CYA	RSCR	160~260/50	142	1.50	S			
	LK88CYA	RSCR	160~260/50	155	1.50	S			
R290 H.B.P									
	NB							NB5175CU	RSIF
	NE							NE5195CU	RSIF

Private Picture Copyright: WWW.MBSM.PRO

Mbsm_dot_pro_private_PDF_L111CYATélécharger

Hermetic compressors, Cubigel Compressors, LBP , L55BV, 1/6hp, r12

Category: compressor

written by www.mbsm.pro | 22 December 2021

R12					-35	-30	-25	-23,3	-20	-15	-10	R12								
CU01-L35AU	L35AU	1/12	S	3,66	44	62	83	92	109	138	170	C	270	8,6	RSIR	P				
CU01-L45AV	L45AV	1/8	S	4,50	39	56	79	87	105	136	171	C	300	8,4	RSIR	R				
CU01-L45AW	L45AW	1/8	S	4,50	39	56	79	87	105	136	171	C	300	8,4	RSIR	R				
CU01-L55AT	L55AT	1/6	S	5,47	49	73	101	112	134	171	212	C	470	9,5	RSIR	R				
CU01-L55AV	L55AV	1/6	S	5,47	49	73	101	112	134	171	212	C	470	9,5	RSIR	R				
CU01-L55BV	L55BV	1/6	OC	5,47	49	73	101	112	134	171	212	C	470	9,5	RSIR	R				
CU01-L55BW	L55BW	1/6	OC	5,47	49	73	101	112	134	171	212	C	300	8,4	RSIR	R				
CU01-L76AT	L76AT	1/5	S	7,57	58	88	125	139	168	217	272	C	530	10,0	RSIR	R				
CU01-L76AV	L76AV	1/5	S	7,57	58	88	125	139	168	217	272	C	530	10,5	RSIR	R				
CU01-L76BV	L76BV	1/5	OC	7,57	58	88	125	139	168	217	272	C	530	10,5	RSIR	R				
CU01-L6BW	L76BW	1/5	OC	7,57	58	88	125	139	168	217	272	C	470	9,5	RSIR	R				
CU01-L88AV	L88AV	1/4	S	8,85	69	106	150	166	200	255	317	C	530	11,0	RSIR	R				
CU01-L88BV	L88BV	1/4	OC	8,85	69	106	150	166	200	255	317	C	530	11,0	RSIR	R				
CU01-L88BW	L88BW	1/4	OC	8,85	69	106	150	166	200	255	317	C	530	10,0	RSIR	R				

Private Picture Copyright: WWW.MBSM.PRO

R12				-35	-30	-25	-23,3	-20	-15	-10	R12								
CU01-L35AU	L35AU	1/12	S	3,66	44	62	83	92	109	138	170	C	270	8,6	RSIR	P		•	
CU01-L45AV	L45AV	1/8	S	4,50	39	56	79	87	105	136	171	C	300	8,4	RSIR	R			•
CU01-L45AW	L45AW	1/8	S	4,50	39	56	79	87	105	136	171	C	300	8,4	RSIR	R	•		•
CU01-L55AT	L55AT	1/6	S	5,47	49	73	101	112	134	171	212	C	470	9,5	RSIR	R	•		•
CU01-L55AV	L55AV	1/6	S	5,47	49	73	101	112	134	171	212	C	470	9,5	RSIR	R			•
CU01-L55BV	L55BV	1/6	OC	5,47	49	73	101	112	134	171	212	C	470	9,5	RSIR	R			•
CU01-L55BW	L55BW	1/6	OC	5,47	49	73	101	112	134	171	212	C	300	8,4	RSIR	R	•		•
CU01-L76AT	L76AT	1/5	S	7,57	58	88	125	139	168	217	272	C	530	10,0	RSIR	R	•		•
CU01-L76AV	L76AV	1/5	S	7,57	58	88	125	139	168	217	272	C	530	10,5	RSIR	R			•
CU01-L76BV	L76BV	1/5	OC	7,57	58	88	125	139	168	217	272	C	530	10,5	RSIR	R			•
CU01-L6BW	L76BW	1/5	OC	7,57	58	88	125	139	168	217	272	C	470	9,5	RSIR	R	•		•
CU01-L88AV	L88AV	1/4	S	8,85	69	106	150	166	200	255	317	C	530	11,0	RSIR	R			•
CU01-L88BV	L88BV	1/4	OC	8,85	69	106	150	166	200	255	317	C	530	11,0	RSIR	R			•
CU01-L88BW	L88BW	1/4	OC	8,85	69	106	150	166	200	255	317	C	530	10,0	RSIR	R	•		•



R12

Model	Refr.	HP	Ambient Temp C	Rated Voltage	Cooling Capacity		COP without RC		COP with RC	
					ASHRAE	CECOMAF	ASHRAE	CECOMAF	ASHRAE	CECOMAF
					-23.3°C kcal/h	-25°C W	-23.3°C W/W	-25°C W/W	-23.3°C W/W	-25°C W/W ₀
<input type="checkbox"/> L45AV	LBP::R12	1/8	43	B	221	192	0.91	0.71		
<input type="checkbox"/> L55AV	LBP::R12	1/6	43	B	115	101	0.99	0.78		
<input type="checkbox"/> L55BV	LBP::R12	1/6	43	B	115	101	0.99	0.78		
<input type="checkbox"/> L76AV	LBP::R12	1/5	43	B	145	127	1.05	0.84		
<input type="checkbox"/> L76BV	LBP::R12	1/5	43	B	145	127	1.05	0.84		
<input type="checkbox"/> L88AV	LBP::R12	1/4	43	B	171	150	1.02	0.81		
<input type="checkbox"/> L88BV	LBP::R12	1/4	43	B	171	150	1.02	0.81		
<input type="checkbox"/> LT45AV	LBP::R12	1/8	50	B	94	83	1.04	0.83		
<input type="checkbox"/> LT55AV	LBP::R12	1/6	50	B	115	102	1.06	0.85		
<input type="checkbox"/> LT55BV	LBP::R12	1/6	50	B	115	102	1.06	0.85		
<input type="checkbox"/> LT76BV	LBP::R12	1/5	50	B	155	137	1.14	0.91		
<input type="checkbox"/> LT88BV	LBP::R12	1/4	50	B	190	169	1.16	0.93		
<input type="checkbox"/> P12BW	LBP::R12	1/3	43	A	221	192	0.91	0.71		

Private Picture Copyright: WWW.MBSM.PRO

np	cm ³	cm ³	Kg
LBP			

R12				-35	-30	-25	-23,3	-20	-15	-10	R12							
CU01-L35AU	L35AU	1/12	S	3,66	44	62	83	92	109	138	170	C	270	8,6	RSIR	P	•	•
CU01-L45AV	L45AV	1/8	S	4,50	39	56	79	87	105	136	171	C	300	8,4	RSIR	R	•	•
CU01-L45AW	L45AW	1/8	S	4,50	39	56	79	87	105	136	171	C	300	8,4	RSIR	R	•	•
CU01-L55AT	L55AT	1/6	S	5,47	49	73	101	112	134	171	212	C	470	9,5	RSIR	R	•	•
CU01-L55AV	L55AV	1/6	S	5,47	49	73	101	112	134	171	212	C	470	9,5	RSIR	R	•	•
CU01-L55BV	L55BV	1/6	OC	5,47	49	73	101	112	134	171	212	C	470	9,5	RSIR	R	•	•
CU01-L55BW	L55BW	1/6	OC	5,47	49	73	101	112	134	171	212	C	300	8,4	RSIR	R	•	•
CU01-L76AT	L76AT	1/5	S	7,57	58	88	125	139	168	217	272	C	530	10,0	RSIR	R	•	•
CU01-L76AV	L76AV	1/5	S	7,57	58	88	125	139	168	217	272	C	530	10,5	RSIR	R	•	•
CU01-L76BV	L76BV	1/5	OC	7,57	58	88	125	139	168	217	272	C	530	10,5	RSIR	R	•	•
CU01-L6BW	L76BW	1/5	OC	7,57	58	88	125	139	168	217	272	C	470	9,5	RSIR	R	•	•
CU01-L88AV	L88AV	1/4	S	8,85	69	106	150	166	200	255	317	C	530	11,0	RSIR	R	•	•
CU01-L88BV	L88BV	1/4	OC	8,85	69	106	150	166	200	255	317	C	530	11,0	RSIR	R	•	•
CU01-L88BW	L88BW	1/4	OC	8,85	69	106	150	166	200	255	317	C	530	10,0	RSIR	R	•	•
CU01-L88EW	L88EW	1/4	OC	8,85	69	106	150	166	200	255	317	C-V	530	10,0	CSIR	R	•	•
CU01-L88FW	L88FW	1/4	F	8,85	69	106	150	166	200	255	317	C-V	530	10,0	CSIR	R	•	•
CU01-P12BW	P12BW	1/3	OC	12,0	79	131	192	215	261	338	422	C	530	11,5	RSIR	R	•	•
CU01-P12FW	P12FW	1/3	F	12,0	79	131	192	215	261	338	422	C-V	530	11,5	CSIR	R	•	•

Private Picture Copyright: WWW.MBSM.PRO

Type: Hermetic piston compressors Producer: ACC Series: HMBP

Model: L55BV

General data

Refrigerant: R12

Discharge element: C

Cooling: OC

Maximum ambient temperature [°C]: 43

Compressor's data

Cylinder capacity [cm³]: 5,5



Displacement [m³/h]: 0,9
Weight [kg]: 9,5
Oil charge [cm³]: 470
Oil type: ISO VG 46 MINERAL

Engine's data

Engine type: RSIR
Power [KM]: 1/6
Starting element: LST
Power supply: 200V 50Hz
Voltage range: 180-242
Locked rotor current [A]: 10,9
Running winding resistance (25°C) [Ω]: 10,81
Starting winding resistance (25°C) [Ω]: 34,36

Electrical data

Relays: 9660 B 118, MTRP 33
Shielding element: MRP63AMK, T0069
Starting capacitor volume [μF]:

Connections


	milimeters	inches
Suction/service tube:	6,5	
Service/suction tube:	6,5	
Discharge tube:	4,9	
Oil cooler tube:		4,9

All Compressor Note, Speed and reliable informations

Category: Chaud&Froid,compressor,Développement
written by Jamila | 22 December 2021



Private Picture Copyright : WWW.MBSM.PRO



Private Picture Copyright : WWW.MBSM.PRO

Compressor, Refrigerante, R600a, Donper, L118CY1, 220-240V, 50Hz, 1PH, LC-318, 1/4 hp, 193 w, LBP, original Donper S80 S96 L118CY1 new model H200CY1 refrigerator compressor H200CY1(Old model L118CY1)

Toshiba Compressor PZ130H1D-P , R600a LBP, 1/4Hp, 220V~50Hz

https://www.mbsm.pro/wp-content/uploads/2020/12/Mbsm_dot_pro_private_PDF_pe50h1f-9.pdf

Mbsm.pro, Compressor, HTK80AA, SECOP, KAPPA, Compressor, R600a, 1/7hp

https://www.mbsm.pro/wp-content/uploads/2021/12/Mbsm_dot_pro_private_PDF_htk80aa-1.pdf

https://www.mbsm.pro/wp-content/uploads/2021/12/Mbsm_dot_pro_private_PDF_htk80aa.pdf

Huayi HYE 60 YL 63 1/5 Hp 146Kcal R134a 220V

Huayi HYE 69 YL 1/4 Hp 168Kcal R134a 220V

Huayi HYE 55 YL 63 1/6 Hp 129Kcal R134a 220V

Huayi HY 81 Y 1/4+ Hp 202Kcal R134a 220V

كٲالوج ضواػط HUAYI COMPRESSOR

R134a 1/3HP 270W Refrigerator Compressor HY90yG

https://www.mbsm.pro/wp-content/uploads/2020/06/Mbsm_dot_pro_private_PDF_HY69Y63_R134a.pdf

Fitre 20 G

LG, MA57LJJG, Refrigerator, Compressor, 1/5hp, LBP, r134a, 160w, 548btu

Application Refrigerator FF	MA57LJJG, MA57LHJG
Refrigerator Capacity	
Application Deep Freezer	MA57LBJG, MA57LHJG
Deep freezer capacity	250 Liters
Displacement	5.7
Cooling Capacity	138 (kcal/h), 160W, 548 (Btu/h), 0.215HP
Input Power	130W
COP W/W	1.2
EER Btu/Wh	4.21
Motor type	RSIR-PTC
Starting Device (PTC)	QP2-33MC1
Motor Protector (P)	4TM232TFB
Size	1/5 hp
(OIL) Viscosity cst/ Qty(cc)	22/220
Cooling type	ST
Compressor Height	177mm
Net Weight	9.1 kg.

Private Picture Copyright : WWW.MBSM.PRO

HGX12P/75-4, R410A, compressor, semi-

hermétique, B0CK, 25,0 hp

Category: Chaud&Froid,compressor

written by www.mbsm.pro | 22 December 2021



HGX12P/75-4 R410A

Data Sheet

Power supply	220/240 V-380/420 V-50 Hz-3 ph (265/290 V-440/480 V-60 Hz-3 ph) Δ Y
Horsepower	25,0 hp
Displacement	6,70 m ³
Cooling capacity at Refrigeration conditions, R407C	3,39 kW
Cooling capacity at Refrigeration conditions, R404A	3,97 kW

Refrigerant	R134a, R404A, R407C, R407F, R448A, R449A, R507, R513A
Suction pipe	5/8"
Discharge pipe	1/2"
Weight	49 kg
LRA (Δ/y)	43/25 A
MCC (Δ/y)	8,0/4,6 A
Type of oil	FUCHS Reniso Triton SE 55
Other remarks	Available in ATEX version, Electronic frequency control (30-70 Hz), Equipped with oil pump without connections to the differential oil pressure switch
Accessories	Control Capacity 50/100%, Crankcase heater 50-120 W, Thermal protection thermostat (PTC sensor)
Application	MHBP
Technology	Fixed speed
Lubrication mode	Oil pump
Low pressure design	19 bar
High pressure design	28 bar
Type of motor cooling	Suction gas
Protection type	IP 66
Motor protection type	INT69 G
Speed	1450 rpm



Mbsm_dot_pro_private_PDF_HGX12PTélécharger



BOCK BOCK GmbH, Benzstr.7 CE
72636 Frickenhausen, Germany

Typ: HGX12P/75-4 S

Nr.: BD44874A046

I_{max}: 8,0/4,6A

I_{block} Δ: 43A Y: 25A

P_{max}: ND(LP) / HD(HP) = 19/28 bar

220-240VΔ/380-420VY - 3 - 50HZ

n: 1450 min⁻¹ V_{in}: 6,70 m³/h

265-290VΔ/440-480VY - 3 - 60HZ

n: 1740 min⁻¹ V_{in}: 8,1 m³/h

IP66

Öl: BOCKlubE55

Import

Ab 02. August 2021 sind
Diese Änderung ist auch an
Die im Werk serienmäßig eingefüllte
Wartungseinheiten eingesetzt werden
aufgrund der Verwendung minderwertiger
erheblich abweichen und zudem Probleme
insbesondere eine Validierung im gesamten
Ölen nicht gewährleistet. Aus diesem Grund
Für durch alternative Öle entstandene Schäden

Kältemittel
HFKW / HFO
CO₂ / HFO
HFCKW
Kohlenwasserstoffe

Typschild Beispiel:
Name plate example:

Table of characteristics of compressors for refrigerators

Category: Chaud&Froid,compressor

written by www.mbsm.pro | 22 December 2021



If it is necessary to replace the compressor in the refrigerator, it is necessary to choose the right analogue.

Compressors are designed for different types of application, namely, they are classified according to the temperature range.

LBP (Low Suction Pressure) indicates a range of low evaporating temperatures, typically -10°C to -35°C or even -45°C , these compressors are designed for use in freezers or fridge freezers.

MBP (Medium Suction Pressure) indicates a range of average evaporating temperatures, typically -20°C to 0°C . These compressors are used in refrigerated cabinets, milk coolers, ice makers and water dispensers.

HBP (High Suction Pressure) indicates a range of high evaporating temperatures, typically -5°C to $+15^{\circ}\text{C}$, and is used, for example, in dryers and standalone liquid chillers. The additional T indicates a “tropical” compressor design. This means that the compressor is designed for high ambient temperatures and can operate with unstable power supplies.

Also, when repairing refrigerators, it is important to take into account the peculiarities of the length and diameter of the capillary tube.

Capillary tubes play an important role. It is always necessary to correctly select the diameter and length of the capillary; their values cannot be changed arbitrarily.

About capillary tube problems.

One of the most common problems is clogging of the capillary tubes, they must be replaced with the same length and diameter.

If you install a capillary tube with a larger diameter than the one originally installed, the system will work, but the cooling efficiency will be lower.

Typically, capillaries are installed in compressors as follows:

The 73W compressors are fitted with a 0.63 mm (0.025 in) capillary tube.

92W compressors are fitted with a 0.71 mm (0.028 in) capillary tube.

The 122W compressors are fitted with a 0.71 mm (0.028 in) capillary tube.

184W compressors are fitted with a 0.8 mm (0.031 in) capillary tube.

245W compressors are fitted with a 0.1 mm (0.039 in) capillary tube.

The 368W compressors are fitted with a 1.4 mm (0.055 in) capillary tube.

Capillary tube fitting errors ...

Capillary tube parameters – inner diameter and length. In order for the capillary tube to match the capacity of the refrigeration system and the freon flow rate, which is determined by the piston volume, the diameter changes the freon flow rate.

For example, changing the diameter from 0.63 to 0.71 mm means that increasing the diameter by 0.127 mm doubles the freon flux. In addition, the longer the capillary tube, the slower the flow, and conversely, the shorter the length, the greater the flow.

For example, if you replace the capillary tube without taking into account the old section, what happens?

The first case: a smaller diameter or a longer length, this means a large resistance to the flow of freon inside the capillary tube, which leads to a shortage of freon in the evaporator, so the inlet pressure decreases and the superheat increases. The pressure in the condenser or receiver increases, the efficiency of the compressor decreases, its temperature rises, and overload may occur.

The second case: larger diameter or shorter length, which means little resistance to the flow of Freon inside the capillary tube, which increases the flow, and this causes high suction pressure, low superheating and the risk of liquid returning to the compressor inlet. At the same time, the liquid in the condenser easily passes through the capillary tube, causing a lower discharge pressure. This reduces the compression ratio of the piston, and over time the compressor can be damaged due to the overflow (through the discharge valve) of liquid freon from the condenser to the piston area during the compressor standstill.

Below is a table of characteristics of compressors for refrigerators:

MODEL	200 / 220 / 50 HZ		compressor CUBIGEL	COOLING CAPACITY	application	In -23	W -5	In 7.2+
	IN	Displ.CC Displacement (cm ³)						
L 88AV / BV / AV61	8	80		171	679	199		LBP R12
L 88CV / BV11 // BV21	8	80		171	679	199		LBP R12
L T88BV	8	80		190	754	221		LBP R12
L 88BV12 / BV22	8	80		200	794	233		LBP R12
L 88AV22 / CV22	8	80		200	794	233		LBP R12
L T88BV22	8	80		222	881	258		LBP R12
P 12BW	12	00		221	877	257		LBP R12

MODEL	200 / 220 / 50 HZ	compressor panasonic		COOLING C		In -23 W -5 In 7.2+		
		IN	Displ.CC	R L A	k CAL/HR B T U			
D 51C10RAW5		5	1		116 461	135	LBP	R 134 a
D 51C90RAW5		5	1		116 461	135	LBP	R 134 a
D 57C10RAW5		5	7		121 481	141	LBP	R 134 a
D 57C13RAX5		5	7		121 481	141	LBP	R 134 a
D 66C13RAW5		6	6		138 546	160	LBP	R 134 a
D 66C13RAX5		6	6		130 515	151	LBP	R 134 a
D 77C15RAW5		7	7		160 635	186	LBP	R 134 a
D 77C18RAX5		7	7		160 635	186	LBP	R 134 a
D 91C18RAW5		9	1		195 774	227	LBP	R 134 a
D 91C21RAX5		9	1		195 774	227	LBP	R 134 a
D 110C21RAX5		11			256 1017	298	LBP	R 134 a
D 110C21RAZ5		11			256 1017	298	LBP	R 134 a
D 110C21RBX5		11			256 1017	298	LBP	R 134 a
D 110C24GAX5		11			256 1017	298	LBP	R 134 a

MODEL	200 / 220 / 50 HZ	compressor panasonic		COOLING C		In -23 W -5 In 7.2+		
		IN	Displ.CC	R L A	k CAL/HR B T U			
DA 57C11RAY5		5	7		140 556	163	LBP	R 134 a
DA 66C12RAY5		6	6		158 628	184	LBP	R 134 a

DA 77C15RAY5	7 , 7	184	730	214	LBP	R 134 a
DB 66C10RAW5	6 , 6	161	638	187	LBP	R 134 a
DB 66C12RAY5	6 , 6	158	628	184	LBP	R 134 a
DB 66C14RBX5	6 , 6	158	628	184	LBP	R 134 a
DB 73C13RAY5	7 , 3	175	696	204	LBP	R 134 a
DB 77C14RAY5	7 , 7	184	730	214	LBP	R 134 a
DB 77C16RBX5	7 , 7	184	730	214	LBP	R 134 a
DB 86C16RAY5	8 , 6	207	822	241	LBP	R 134 a
DB 91C14RAW5	9 , 1	218	863	253	LBP	R 134 a
DB 91C19RAY5	9 , 1	220	873	256	LBP	R 134 a
DB 91C21RAX5	9 , 1	220	873	256	LBP	R 134 a
DB 110C19RAW5	11	260	1030	302	LBP	R 134 a
DB 110C22RAW5	11	260	1030	302	LBP	R 134 a

MODEL 200 /
220 /
50 HZ

Matsushita	IN	Displ.CC	R L A	COOLING		In -23 W -5 In 7.2+	LBP	R 134 a
				k CAL/HR	B T U			
DD 57C10RAW5	5 , 7	140	556	163	LBP	R 134 a		
DD 57C12GAX5	5 , 7	140	556	163	LBP	R 134 a		
DD 66C13RAW5	6 , 6	158	628	184	LBP	R 134 a		
DD 66C14GAX5	6 , 6	157	624	183	LBP	R 134 a		
DD 77C15GAX5	7 , 7	183	727	213	LBP	R 134 a		

DD 77C15RAW5	7	7	184	730	214	LBP	R 134 a
DD 86C18RAW5	8	6	207	822	241	LBP	R 134 a
DG						LBP	R 134 a
DG 51C89RAW5	5	1	125	495	145	LBP	R 134 a
DG 57C90GCW5	5	7	144	573	168	LBP	R 134 a
DG 57C96RAW5	5	7	144	573	168	LBP	R 134 a
DG 66C11RAW5	6	6	161	638	187	LBP	R 134 a
DG 66C13GAX5	6	6	161	638	187	LBP	R 134 a
DG 73C12RAW5	7	3	182	723	212	LBP	R 134 a
DG 77C14RAW5	7	7	193	768	225	LBP	R 134 a
DG 77C16GAX5	7	7	193	768	225	LBP	R 134 a
DG 91C18RAW5	9	1	223	884	259	LBP	R 134 a
DG 91C21RAX5	9	1	223	884	259	LBP	R 134 a
MODEL compressor panasonic	200/2			COOLING C			
	IN	Displ.CC	R L A	k CAL/HR B T U	In -23	W -5	In 7.2+
DGH 66C13GAX	6	6	163	645	189	LBP	R 134 a
DGH 66C96RAW	6	6	163	648	190	LBP	R 134 a
DGH 73C14RAE	7	3	185	734	215	LBP	R 134 a
DGH 73C15GAX	7	3	185	734	215	LBP	R 134 a
DGH 73C15RAX	7	3	185	734	215	LBP	R 134 a

DGH 77C13RAW	7 , 7	191	757	222	LBP	R 134 a
DGH 86C16RAW	8 , 6	213	846	248	LBP	R 134 a
DGH 86C19GAX	9 , 6	224	887	260	LBP	R 134 a
					LBP	R 134 a
DGK					LBP	R 134 a
DGK 57C97RLX	5 , 7	145	577	169	LBP	R 134 a
DGK 66C90RPW	6 , 6	165	655	192	LBP	R 134 a
					LBP	R 134 a
D H S					LBP	R 134 a
DHS 51C74RAW	5 , 1	132	525	154	LBP	R 134 a
DHS 57C80RAW	5 , 7	148	587	172	LBP	R 134 a
DHS 66C10RAW	6 , 6	163	648	190	LBP	R 134 a
DHS 66C88RAW	6 , 6	163	648	190	LBP	R 134 a
DHS 73C10RAW	7 , 3	181	716	210	LBP	R 134 a
DHS 73C13RAW	7 , 3	191	757	222	LBP	R 134 a
DHS 86C15RAW	8 , 6	213	846	248	LBP	R 134 a
					LBP	R 134 a
DKK					LBP	R 134 a
DKK 57C11RAE	5 , 7	145	577	169	LBP	R 134 a
DKK 66C13RAE	6 , 6	167	662	194	LBP	R 134 a

MODEL 200 /
220 /
50 HZ

compressor
panasonic

COOLING
C

IN	Displ.CC	R L A	k CAL/HR B T U	In -23 W -5	In 7.2+	
QA 66C12GAX5	6 , 6		125 495	145	LBP	R 134 a
QA 66C14GAX5	6 , 6		125 495	145	LBP	R 134 a
QA 66C15GAX5	6 , 6		125 495	145	LBP	R 134 a
QA 77C17GAX5	7 , 7		151 600	176	LBP	R 134 a
QA 91C22GAX5	9 , 1		178 706	207	LBP	R 134 a

MODEL

compressor 200/2
panasonic

COOLING
C

IN	Displ.CC	R L A	k CAL/HR B T U	In -23 W -5	In 7.2+	
QB 51C74GAW5	5 , 1		110 437	128	LBP	R 134 a
QB 51C95GPW5	5 , 1		110 437	128	LBP	R 134 a
QB 51C99GAW0	5 , 1		110 437	128	LBP	R 134 a
QB 51C99GLX5	5 , 1		110 437	128	LBP	R 134 a
QB 57C11GAX0	5 , 7		126 498	146	LBP	R 134 a
QB 57C11GLX5	5 , 7		126 498	146	LBP	R 134 a
QB 57C11GPX5	5 , 7		126 498	146	LBP	R 134 a
QB 57C86GAX0	5 , 7		126 498	146	LBP	R 134 a
QB 57C87GAW5	5 , 7		126 498	146	LBP	R 134 a
QB 66C13GAX5	6 , 6		142 563	165	LBP	R 134 a
QB 66C13GLX5	6 , 6		142 563	165	LBP	R 134 a
QB 66C13GPX5	6 , 6		142 563	165	LBP	R 134 a

QB 66C16GAX0	6 , 6	142	563	165	LBP	R 134 a
QB 66C97GAW5	6 , 6	142	563	165	LBP	R 134 a
QB 73C12GAW5	7 , 3	159	631	185	LBP	R 134 a
QB 73C15GAX5	7 , 3	159	631	185	LBP	R 134 a
QB 73C16GAX5	7 , 3	159	631	185	LBP	R 134 a
QB 77C13GAW5	7 , 7	174	689	202	LBP	R 134 a
QB 77C16GAX5	7 , 7	174	689	202	LBP	R 134 a
QB 77C16GLX5	7 , 7	174	689	202	LBP	R 134 a
QB 77C16GPX5	7 , 7	174	689	202	LBP	R 134 a
QB 77C18GAX0	7 , 7	174	689	202	LBP	R 134 a
QB 86C13GAW5	8 , 6	191	757	222	LBP	R 134 a
QB 86C18GAX5	8 , 6	191	757	222	LBP	R 134 a
QB 91C16GAW5	9 , 1	203	805	236	LBP	R 134 a
QB 91C18GAX0	9 , 1	203	805	236	LBP	R 134 a
QB 91C19GAX5	9 , 1	203	805	236	LBP	R 134 a
QB 91C21RPX5	9 , 1	203	805	236	LBP	R 134 a
QB 91C24GAX0	9 , 1	203	805	236	LBP	R 134 a
QB 110C19GAW5	11	235	931	273	LBP	R 134 a
QB 110C25CAX0	11	235	931	273	LBP	R 134 a
QB 110C25GAX5	11	235	931	273	LBP	R 134 a

MODEL

compressor panasonic	200/2	COOLING C							
IN	Displ.CC	R L A	k	CAL/HR B T U	In -23	W -5	In 7.2+		
QBH 51C90GLX	5 , 1		122	484	142			LBP	R 134 a
QBH 57C10GLX	5 , 7		139	553	162			LBP	R 134 a
QBH 57C10GPX	5 , 7		139	553	162			LBP	R 134 a
QBH 57C15RLX	5 , 7		139	553	162			LBP	R 134 a
QBH 66C13GPX	6 , 6		153	607	178			LBP	R 134 a
QBH 66C13RLX	6 , 6		153	607	178			LBP	R 134 a
QBH 73C13GAE	7 , 3		174	689	202			LBP	R 134 a
QBH 73C15RLX	7 , 3		174	689	202			LBP	R 134 a
QBH 73C16GPX	7 , 3		174	689	202			LBP	R 134 a
QBH 73C20RLX	7 , 3		174	689	202			LBP	R 134 a
QBH 77C16RLX	7 , 7		189	751	220			LBP	R 134 a
QBH 86C19RLX	8 , 6		206	819	240			LBP	R 134 a
QBH 86C19RPX	8 , 6		206	819	240			LBP	R 134 a

MODEL 200 /
220 /
50 HZ

compressor panasonic		COOLING C							
IN	Displ.CC	R L A	k	CAL/HR B T U	In -23	W -5	In 7.2+		
QA 43K11CAS0	4 , 3						385	HBP	R 134 a
QA 51K13GAW5	5 , 1						450	HBP	R 134 a
QA 77K18CAW5	7 , 7						680	HBP	R 134 a
QA 77K18CAX0	7 , 7						680	HBP	R 134 a

QA 91K21CAW5	9 , 1	800 HBP	R 134 a
QA 110K23CAW5	11	980 HBP	R 134 a
QA 125K26CAW5	12 , 5	1100 HBP	R 134 a
QA 125K29CAX5	12 , 5	1100 HBP	R 134 a

MODEL 200 /
220 /
50 HZ

Secop (Danfoss)	IN	Displ.CC	R L A	COOLING C		In -23	W -5	In 7.2+		
				k CAL/HR	B T U					
TL 2.5 F	2 , 61			40	157	46	112		L / MBP	134 a
TL 3F	3 , 13			51	201	59	141		L / MBP	134 a
TL 4F	3 , 86			72	287	84			L B P	134 a
TL 5F	5 , 08			97	386	113			L B P	134 a
TL 4G	3 , 86			70	276	81	187	347	L /M /HBP	134 a
TL 5G	5 , 08			94	372	109	234	412	L /M /HBP	134 a
TLS 3FT	3 , 13			59	235	69			L B P	134 a
TLS 4FT	3 , 86			76	300	88			L B P	134 a
TLS 5FT	5 , 08			115	457	134			L B P	134 a
TLS 5F	5 , 08			115	457	134			L B P	134 a
TLS 6F	5 , 70			123	488	143			L B P	134 a
TLS 7F	6 , 49			142	563	165			L B P	134 a
TLES 3F	3 , 13			60	239	70	161		L / MBP	134 a
TLES 4F	3 , 86			83	331	97			LBP	134 a
TLES 5F	5 , 08			115	457	134			LBP	134 a
TLES 6F	5 , 70			123	488	143			LBP	134 a
TLES 5.7 FT.3	5 , 70			140	556	163			LBP	134 a
TLES 6.5 FT.3	6 , 49			157	624	183			LBP	134 a
TLES 7 FT.4	6 , 49			157	624	183			LBP	134 a
TLY 4F	3 , 86			85	338	99			LBP	134 a
TLY 5FK	5 , 08			115	457	134			LBP	134 a

MODEL	200 / 220 / 50 HZ		COOLING				In -23 W -5 In 7.2+		134 a	
	Secop (Danfoss)	IN	Displ.CC	R L A	k CAL/HR B T U					
NL 6 F		6 , 13			131	519	152		LBP	134 a
NL 7 F		7 , 27			161	638	187		LBP	134 a
NL 8 F		7 , 95			173	686	201		LBP	134 a
NL 9 F		8 , 35			183	727	213		LBP	134 a
NL 11 F		11 , 15			236	935	274		LBP	134 a
NF 7FX		7 , 27			177	703	206	441 781	L / MBP	134 a
NF 9FX		8 , 34			197	781	229	485 874	L / MBP	134 a
NF 10FX		10 , 09			230	911	267	567 1011	L / MBP	134 a
NF 11FX		11 , 15			253	1003	294	612 1092	L / MBP	134 a
NL 6F		6 , 13			131	519	152		LBP	134 a
NL 6FT		6 , 13			135	536	157		LBP	134 a
NL 6.1FT		6 , 13			135	536	157		LBP	134 a
NL 6.1MF		6 , 13			0	0		326 597	MBP	134 a
NL Y6F		6 , 70			162	641	188		LBP	134 a
NL 7FT		7 , 27			160	635	186		LBP	134 a
NL 7.3 FT		7 , 27			160	635	186		LBP	134 a
NL 7.3 MF		7 , 27			0	0		402 731	MBP	134 a
NL 7 F		7 , 27			161	638	187		LBP	134 a
NLY 7 F		7 , 27			184	730	214		LBP	134 a
NL 8 F		7 , 95			173	686	201		LBP	134 a
NL 8.4 FT		8 , 35			189	751	220		LBP	134 a
NL 8.4 MF		8 , 35			0	0		465 839	MBP	134 a
NL 9 F		8 , 35			183	727	213		LBP	134 a
NL 9 FT		8 , 35			189	751	220		LBP	134 a

NLY 9 FK	8 , 35	205	812	238		LBP	134 a
NL 10 FT	10 , 09	245	972	285		LBP	134 a
NL 10 MF	10 , 09	0	0		580	1040 MBP	134 a
NLE 10 MF	10 , 09	230	914	268	579	1044 MBP	134 a
NLE 10 MF.2	10 , 09	249	989	290	608	1097 L / MBP	134 a
NL 11 F	11 , 15	236	935	274		LBP	134 a
NL 11 MF	11 , 15	0	0		638	1144 M/HBP	134 a
NL 11 MF.2	11 , 15	285	1129	331	680	1211 MBP	134 a
NLE 12.6 MFT	12 , 55	305	1211	355	738	1341 L / MBP	134 a
NLE 12.6 MF.2	12 , 55	305	1211	355	738	1341 L / MBP	134 a

MODEL 200 /
220 /
50 HZ

Danfoss		COOLING C							
IN	Displ.CC	R L A	k	CAL/HR	B T U	In -23	W -5	In 7.2+	
FR 6G	6 , 23		141	558		121	302	560	L/M/HBP 134 a
FR 7GH	6 , 93		141	558		121	341	658	HBP 134 a
FR 7.5G	6 , 93		164	651		141	338	626	L/M/HBP 134 a
FR 8.5G	7 , 95		200	794		172	397	732	L/M/HBP 134 a
FR 10G	9 , 05		220	872		189	429	789	L/M/HBP 134 a
FR 11G	11 , 15		274	1089		236	523		L/M/HBP 134 a

MODEL 200 /
220 /
50 HZ

Secop		COOLING C						run capacitor	
IN	Displ.CC	R L A	k	CAL/HR	B T U	In -23	W -5	In 7.2+	
GTK 55 AT	5 , 60		198	785		170	302	560	LBP 134 a CR MF 4
GTK 70 AT	6 , 64		238	946		205	341	658	LBP 134 a CR MF 4
GTK 80 AT	7 , 70		270	1071		232	338	626	LBP 134 a CR MF 4
GS 26 MFX	26 , 30		0	0			1592		MBP 134 a CR MF 10
GS 26 GHX	26 , 30		0	0			1472	2664	MBP 134 a CR MF 10

GS 34 MFX	33 , 80				2079 3799 HBP		134 a	CR MF 20
MODEL	200 / 220 / 50 HZ							
Secop				COOLING C				
	IN	Displ.CC	R L A	k CAL/HR B T U	In -23	W -5	In 7.2+	
SC 10G		10 , 29		145 577	169	502	942	L/M/HBP 134 a
SC 10GH		10 , 29		0 0		490	944	HBP 134 a
SC 10GHH		0 , 33		0 0		481	950	HBP 134 a M F 5
SC 12G		12 , 87		214 850	249	626	1194	L/M/HBP 134 a
SC 12GH		12 , 87		0 0		594	1199	HBP 134 a
SC 12FT		12 , 87		277 1099	322	678		LBP 134 a
SC 15F		15 , 28		279 1105	324	759		LBP 134 a
SC 15G		15 , 28		224 890	261	760	1369	L/M/HBP 134 a
SC 15GH		15 , 28		0 0		751	1415	HBP 134 a
SC 15GHH		15 , 28		0 0		753	1410	HBP 134 a M F 10
SC 15FT		15 , 28		332 1317	386	811		LBP 134 a
SC 15MFX		15 , 28		280 1112	326	800	1436	MBP 134 a
SC 18F		17 , 69		334 1327	389	879		LBP 134 a
SC 18G		17 , 69		342 1358	398	910	1645	L/M/HBP 134 a
SC 18GH		17 , 79		0 0		892	1665	HBP 134 a M F 10
SC 18FTX		17 , 69		385 1529	448	942		LBP 134 a
SC 18MFX		17 , 69		373 1481	434	933	1694	MBP 134 a
SC 21F		20 , 95		394 1563	458	1026		LBP 134 a
SC 21FTX		20 , 95		490 1945	570	1178		LBP 134 a
SC 21MFX		20 , 95		458 1819	533	1101	1969	MBP 134 a
SC 21G		20 , 95		397 1576	462	1059	1928	L/M/HBP 134 a M F 10
SC 12/12G		25 , 74		427 1696	four hundred ninety seven	1252	2355	L/M/HBP 134 a
SC 15/15G		30 , 56		449 1781	522	1519	2737	L/M/HBP 134 a
SC 18/18G		35 , 38		673 2671	783	1808	3291	L/M/HBP 134 a

SC 21/21G	41 , 90		0	923	2116 3855 L/M/HBP	134 a	
MODEL	200 / 220 / 50 HZ						
EMBRACO			COOLING C				
IN	Displ.CC	R L A	k CAL/HR B T U	In -23	W -5	In 7.2+	
IN 20HHR	2 , 27	0 , 5	43 171	50	135	246 L/M/HBP	134 a
EMI 28HER	3	0 , 56	62 246	72		LBP	134 a
EMI 30HER	3	0 , 56	62 246	72		LBP	134 a
IN 30HHR	3	0 , 6	65 259	76	207	343 L/M/HBP	134 a
EMU 30HER	3	0 , 55	70 276	81		LBP	134 a
EMI 40HNR	3 , 77	0 , 72	77 304	89		LBP	134 a
IN 45HNR	3 , 77	0 , 89	83 331	97		LBP	134 a
EMI 45HER	3 , 77	0 , 77	86 341	100		LBP	134 a
IN 45HHR	3 , 77	0 , 86	88 348	102	256	440 L/M/HBP	134 a
EMU 45HEP	3 , 77	1 , 52	89 351	103		LBP	134 a
EMU 45HER	3 , 77	0 , 74	92 365	107		LBP	134 a
EMY45HSC	3 , 77	0 , 33	94 372	109		LBP	134 a
EMU 45HSC	3 , 77	0 , 36	94 372	109		LBP	134 a
EMT 45HDR	3 , 97	1 , 08			479	HBP	134 a
EM 55HNR	4 , 6	1	106 420	123		LBP	134 a
EMI 55HER	4 , 6	0 , 75	106 420	123		LBP	134 a
EM 50HNP	4 , 99	0 , 82	107 426	125		LBP	134 a
EMI 60HER	4 , 99	1 , 05	119 471	138		LBP	134 a
IN 60HNP	5 , 54	0 , 83	122 484	142		LBP	134 a CR 2MF
EMY60HSC	4 , 99	0 , 43	124 491	144		LBP	134 a C R 5MF
EM 65HNR	5 , 54	1 , 05	131 519	152		LBP	134 a
IN 65HHR	5 , 54	1 , 42			639	HBP	
EMI 70HER	5 , 89	1 , 08	143 566	166		LBP	134 a
EMY 65HLC	5 , 96	0 , 53	159 631	185		LBP	134 a C.R 4MF

MODEL	200 / 220 / 50 HZ		COOLING C					W -5	In 7.2+			
	IN	Displ.CC	R A	L k	CAL/HR	B T U	In -23					
EGAS 70HLR	5	56	0 96	'	141	560	164			LBP	134 a	C.R 4MF
EGZS 70HLC	5	56	0 46	'	141	560	164			LBP	134 a	
EGAS 80HLR	6	36	1 07	'	168	665	195			LBP	134 a	C.R 4MF
EGAS 80HLC	6	36	0 57	'	168	665	195			LBP	134 a	
EGYS 90HLP	7	15	0 92	'	194	771	226				134 a	C.R 4MF
EGZS 90HLC	7	15	0 71	'	194	771	226				134 a	
EGAS 100HLR	7	95	1 36	'	216	856	251				134 a	
EGAS 100HLP	7	95	0 99	'	216	856	251				134 a	C.R 4MF
EGAS 100HLC	7	95	0 79	'	216	856	251				134 a	
EG 80HLR	7	15	1 24	'	176	699	205				134 a	
EG 100HLR	9	04	1 5	'	222	880	258				134 a	
FG 65HAK	6	76	0 88	'	143	566	166			LBP	134 a	
FFV 6HAK	6	23	1 06	'	144	570	167			LBP	134 a	
FFI 6HAK	6	23	1 37	'	146	580	170	437		L / MBP	134 a	C.R 5MF
FGS 70HA	6	36	0 58	'	151	600	176			LBP	134 a	
FFU 70HAK	6	36	1 07	'	159	631	185	471		L / MBP	134 a	
FFI 7.5HAK	6	76	1 3	'	163	648	190	470		L / MBP	134 a	
FFV 7.5HAK	6	76	1 13	'	163	648	190	479		L / MBP	134 a	
EG 70HLR	6	76	1 11	'	165	655	192			LBP	134 a	
FG 75HAK	7	95	1 07	'	166	658	193			LBP	134 a	C.R 5MF

FF 8.5HBK	7 , 95	1 45	' 167	662	194	507	844	L / MBP	134 a
FGU 80HA	6 , 76	0 64	' 170	676	198			LBP	134 a
FFU 80HAK	6 , 76	1 3	' 171	679	199	499		L / MBP	134 a C.R 5MF
FGS 80HA	7 , 15	0 65	' 175	696	204			LBP	134 a
FFI 8.5HAK	7 , 15	1 35	' 176	699	205	508		L / MBP	134 a
FFV 8.5HAK	7 , 15	1 3	' 176	699	205	493		L / MBP	134 a
FG 8.5HAK	9 , 04	1 2	' 195	774	227			LBP	134 a C.R 5MF
FGS 90HA	7 , 95	0 78	' 201	798	234			LBP	134 a
FG 95HAK	10 , 61	1 54	' 222	880	258			LBP	134 a
100HAK FUEL	7 , 95	1 69	' 206	815	239	594		L / MBP	134 a
FGS 100HA	9 , 04	1 36	' 214	850	249			LBP	134 a
FFI 10HAK	9 , 04	1 73	' 214	850	249	636		L / MBP	134 a
FU 130HAX	10 , 61	1 88	' 266	1054	309	764		L / MBP	134 a C.R 4MF
FGS 130HA	11 , 14	1 12	' 273	1082	317			LBP	134 a
FFI 12HBK	11 , 14	1 96	' 274	1088	319	790	1269	L / MBP	134 a

MODEL	IN	Displ.	CC	R A	L k	COOLING C CAL/HR	B T U	In -23	W -5	In 7.2+		
MA 42 LFJG	4 , 2				92		365	107			LBP	134 a
MA 42 LFJM	4 , 2				92		365	107			LBP	134 a VS 5 R MF
MA 42 LDJG	4 , 2				88		348	102			LBP	134 a
MA 42 LBJG	4 , 2				95		379	111			LBP	134 a
MA 42 LHJG	4 , 2				92		365	107			LBP	134 a
MA 42 LEJG	4 , 2				92		365	107			LBP	134 a
MA 42 LHJM	4 , 2				92		365	107			LBP	134 a VS 5 R MF

MA 45 LDJG	4 , 5	99	392	115	LBP	134 a	VS
MA 45 LCJM	4 , 5	99	392	115	LBP	134 a	VS MF R
MA 45 LBJM	4 , 5	99	392	115	LBP	134 a	VS MF R
MA 45 LDJM	4 , 5	99	392	115	LBP	134 a	VS MF R
MA 45 LFJM	4 , 5	101	403	118	LBP	134 a	VS MF R
MA 53 NEWS	5 , 3	125	495	145	LBP	134 a	VS MF R
MA 53 LBJG	5 , 3	125	495	145	LBP	134 a	VS
MA 53 LBJM	5 , 3	125	495	145	LBP	134 a	VS MF R
MA 53 LATG	5 , 3	124	491	144	LBP	134 a	
MA 57 LBJG	5 , 7	138	546	160	LBP	134 a	VS
MA 57 LCJG	5 , 7	144	573	168	LBP	134 a	VS MF R
MA 57 LDJM	5 , 7	144	573	168	LBP	134 a	
MA 57 LATG	5 , 7	138	546	160	LBP	134 a	
MA 62 LBJG	6 , 2	150	594	174	LBP	134 a	VS
MA 62 LDJM	6 , 2	150	594	174	LBP	134 a	VS MF R
MA 62 LBEG	6 , 2	150	594	174	LBP	134 a	
MA 62 LCEG	6 , 2	150	594	174	LBP	134 a	
MA 62 LATG	6 , 2	150	594	174	LBP	134 a	

HAS 69 LAY	6 , 9	172	682	200	LBP	134 a	
							VS
MA 69 LAEM	6 , 9	172	682	200	LBP	134 a	5 ^R MF
MA 69 LAEP	6 , 9	169	672	197	LBP	134 a	
							VS
MA 69 LCJM	6 , 9	172	682	200	LBP	134 a	5 ^R MF
MA 69 LBJG	6 , 9	172	682	200	LBP	134 a	
MA 69 LATG	6 , 9	172	682	200	LBP	134 a	
MA 72 LBJG	7 , 2	180	713	209	LBP	134 a	
							VS
MA 72 LBJM	7 , 2	180	713	209	LBP	134 a	5 ^R MF
MA 72 LBEG	7 , 2	139	553	162	LBP	134 a	
MA 72 LAEP	7 , 2	189	751	220	LBP	134 a	
MA 88 LATP	8 , 8	235	931	273	LBP	134 a	
MA 88 LAEP	8 , 8	235	931	273	LBP	134 a	
MA 42 HAEG	4 , 2			412	HBP	134 a	
MA 53 HAEF	5 , 3			510	HBP	134 a	
MA 53 HAEG	5 , 3			510	HBP	134 a	
MA 62 HAEG	6 , 2			603	HBP	134 a	
MA 72 HAEP	7 , 2			731	HBP	134 a	
MA 88 HAEP	8 , 8			858	HBP	134 a	

MODEL
200
/
220
/
50
HZ

Samsung	IN	Displ.	CC	COOLING				W	In	
				C _A	R _L	k	CAL/HR			B T U
CD124H-L1Z2	2 , 4			43		171	50		LBP	134 a
CD130H-L1Z2	3			60		239	70		LBP	134 a
CD137H-L1UB	3 , 7			75		297	87		LBP	134 a

CD143H-L1UA	4 3	98	389	114	LBP	134 a
CD152H-S1UB	5 2	120	478	140	LBP	134 a
CD162H-L1UB	6 2	146	580	170	LBP	134 a
SK170H-L1UB	7	168	665	195	LBP	134 a
SK172H-L1UB	7 2	176	699	205	LBP	134 a
SK182H-L2UB	8 2	203	805	236	LBP	134 a
SK190H-L2UB	9	227	901	264	LBP	134 a
CD 124 Q-L1Z2	2 4	43	171	50	LBP	134 a
CD 130 Q-L1Z2	3	58	229	67	LBP	134 a
CD 130 Q-S1ZA	3	58	229	67	LBP	134 a
CD 137 Q-S1U2	3 7	72	287	84	LBP	134 a
SD 137 Q-L1ZB	3 7	75	297	87	LBP	134 a
SD 137 Q-L1UB	3 7	75	297	87	LBP	134 a
SD 143 Q-L1U2	4 3	1212	4811	1410	LBP	134 a
MSA 143 Q-S1Z	4 3	96	382	112	LBP	134 a
SD 152 Q-L1UB	5 2	120	478	140	LBP	134 a
MD 152 Q-L1U2	5 2	118	467	137	LBP	134 a
SD 162 Q-L1UB	5 2	146	580	170	LBP	134 a
CD 124 H-L1Z2	2 4	43	171	50	LBP	134 a
CD 124 H-L1ZA	2 4	42	167	49	LBP	134 a
CD 130 H-L1Z2	3	58	229	67	LBP	134 a
SD 137 H-L1ZB	3 7	75	297	87	LBP	134 a
SD 137 H-L1UB	3 7	75	297	87	LBP	134 a
SD 143 H-L1UA	4 3	98	389	114	LBP	134 a
SD 152 H-S1UB	5 2	120	478	140	LBP	134 a

SD 162 H-L1UB	6 2	146	580	170	LBP	134 a
SK 170 H-L1UB	7	168	665	195	LBP	134 a
MSA 170 H-L1B	7	173	686	201	LBP	134 a
MSA 170 H-L1G	7	173	686	201	LBP	134 a
MK 172 H-L1U	7 2	176	699	205	LBP	134 a
MK 172 H-L1UB	7 2	176	699	205	LBP	134 a
SK 182 H-L2UA	8 2	203	805	236	LBP	134 a
SK 182 H-L2UB	8 2	203	805	236	LBP	134 a
MK 183 H-L2UB	8 3	203	805	236	LBP	134 a
SK 190 H-S2U	9	227	901	264	LBP	134 a
SK 190 H-L2UA	9	227	901	264	LBP	134 a
SK 190 H-L2UB	9	227	901	264	LBP	134 a
MK 190 H-L2U	9	225	894	262	LBP	134 a
MSS 151 G-L1U	5 1	125	495	145	LBP	134 a
MSA 151 G-L1B	5 1	125	495	145	LBP	134 a
MSA 162 G-L1B	6 2	151	600	176	LBP	134 a
MSS 170 G-L1U	7	153	607	178	LBP	134 a
MK 183 G-L2U	8 3	203	805	236	LBP	134 a
MK 190 G-L2U	9	225	894	262	LBP	134 a
MK 162 Q-L1UA	6 2	145	577	169	LBP	134 a
MSS 162 Q-L1U	6 2	151	600	176	LBP	134 a
MSA 162 Q-L1G	6 2	151	600	176	LBP	134 a
SK 170 Q-L1U	7	168	665	195	LBP	134 a
MSA 170 Q-L1B	7	173	686	201	LBP	134 a
MSA 170 Q-L1G	7	173	686	201	LBP	134 a
MK 172 Q-L2UB	7 2	176	699	205	LBP	134 a
SK 182 Q-L2U	8 2	203	805	236	LBP	134 a

THB 1346 Y	4 , 23	101	399	117	LBP	134 a
THB 1352 Y	5 , 01	116	461	135	LBP	134 a
THB 1358 Y	5 , 6	132	525	154	LBP	134 a
THD 1365 Y	5 , 9	144	570	167	LBP	134 a
THB 1374 Y	6 , 95	165	655	192	LBP	134 a

TSB 1355 Y	4 , 59	120	478	140	LBP	134 a
TSB 1360 Y	5 , 23	128	508	149	LBP	134 a
TSB 1374 Y	5 , 65	144	570	167	LBP	134 a
TSB 1380 Y	6 , 53	164	652	191	LBP	134 a
TSB 1390 Y	7 , 28	185	734	215	LBP	134 a

TPH 1380 Y	6 , 53	175	696	204	LBP	134 a
TPH 1410 Y	8 , 37	232	921	270	LBP	134 a
TPH 1413 Y	10 , 86	271	1075	315	LBP	134 a
TPH 1415 Y	12 , 52	312	1239	363	LBP	134 a

MODEL
200
/
220
/
50
HZ

Lanhai		COOLING							
		IN	Displ. CC	R L	k CAL/HR	B T U	In	W	In
			A				-23	-5	7.2+
LAW QD 25 HHP	2 , 50				65	259	76		LBP 134 a
LAW QD 30 HHP	3 , 00				65	259	76		LBP 134 a
LAW QD 35 HHP	3 , 50				77	304	89		LBP 134 a
LAW QD 43 HHP	4 , 30				90	358	105		LBP 134 a
LAW QD 52 HHP	4 , 00				99	392	115		LBP 134 a

LAF QD 59 HHP	5 , 50		105	416	122			LBP	134 a
LAF QD 65 HHP	6 , 20		116	461	135			LBP	134 a
LAF QD 75 HHP	7 , 20		129	512	150			LBP	134 a
LAF QD 91 HHP	8 , 80		152	604	177			LBP	134 a
MODEL	200 / 220 / 50 HZ								
Wansheng (China)				COOLING C					
	IN	Displ.CC	R L A k	CAL/HR	B T U	In -23	W -5	In 7.2+	
QD 43 H.	4 , 30		95	375	110	320		L / MBP	134 a
QD 52 H	5 , 20		115	457	134	358		L / MBP	134 a
QD 59 H	5 , 90		125	495	145	415		L / MBP	134 a
QD 65H	6 , 50		146	580	170	435		L / MBP	134 a
QD 75 H.	7 , 50		159	631	185	510		L / MBP	134 a
QD 91 H.	9 , 10		189	751	220	625		L / MBP	134 a
QD 110 H	11 , 00		245	972	285	680		L / MBP	134 a
QD 128 H.	12 , 80		310	1228	360	830		L / MBP	134 a
QD 142 H.	14 , 20		340	1348	395	890		L / MBP	134 a
QD 158 H	15 , 80		387	1535	450	980		L / MBP	134 a
MAW QD 30 HHP	3 , 00		71	280	82	89		L / MBP	134 a
MAW QD 35 HHP	3 , 50		77	304	89	111		L / MBP	134 a
MAM QD 43 HHP	4 , 30		100	396	116	134		L / MBP	134 a
MAF QD 52 HHP	5 , 50		101	403	118	174		L / MBP	134 a
MAF QD 59 HHP	6 , 20		122	484	142	194		L / MBP	134 a
MAF QD 65 HHP	6 , 60		135	536	157	193		L / MBP	134 a

MAF QD 75 HHP	7 60	150	597	175	241	L / MBP	134 a
MAF QD 91 HHR	8 80	163	645	189	252	L / MBP	134 a
MAL QD 75 HHR	7 60	132	525	154	235	L / MBP	134 a
MAL QD 91 HHR	8 80	154	611	179	250	L / MBP	134 a
MAL QD 91 HGR	9 30	164	652	191	270	L / MBP	134 a
MAL QD 110 HHR	11 10	201	798	234	337	L / MBP	134 a
MAQ QD 128 HHR	12 30	236	938	275	463	L / MBP	134 a
MAQ QD 142 HHM	13 50	258	1024	300	500	L / MBP	134 a
MAQ QD 158 HHM	15 30	285	1129	331	560	L / MBP	134 a
MAQ QD 168 HHM	16 30	304	1208	354	610	L / MBP	134 a

F . N

FN 57 H	5 70	114	454	133	360	L / MBP	134 a
FN 66 H	6 60	142	563	165	410	L / MBP	134 a
FN 77 H	7 70	159	631	185	526	L / MBP	134 a
FN 91 H	9 10	176	699	205	570	L / MBP	134 a
FN 110 H	11 00	232	921	270	685	L / MBP	134 a

MODEL 200 /
220 /
50 HZ

Wansheng (China)

COOLING
C

	IN	Displ. CC	R L A	k	CAL/HR	B T U	In -23	W -5	In 7.2+		
HQD 43 H	4 30							238	404	M/HBP	125 a
HQD 52 H	5 20							290	492	M/HBP	126 a
HQD 59 H	5 90							332	563	M/HBP	127 a
HQD 65 H	6 50							368	625	M/HBP	128 a
HQD 75 H	7 50							430	730	M/HBP	129 a

HQD 91 H	9 , 10	535	908	M/HBP	130	a
HQD 110 H	11 , 00	654	1110	M/HBP	131	a
HQD 128 H	12 , 80	766	1300	M/HBP	132	a
HQD 142 H	14 , 20	859	1459	M/HBP	133	a

HAW QD 30 HHP	3 , 00	100	138	M/HBP	134	a
HAW QD 35 HHP	3 , 50	111	152	M/HBP	134	a
HAM QD 43 HHP		134	182	M/HBP	134	a
HAF QD 52 HHP	4 , 90	154	207	M/HBP	134	a
HAF QD 59 HHP	5 , 50	173	234	M/HBP	134	a
HAF QD 65 HHR	6 , 20	190	265	M/HBP	134	a
HAF QD 75 HHR	7 , 20	205	277	M/HBP	134	a
HAL QD 75 HHR	7 , 20	205	275	M/HBP	134	a
HAL QD 91 HHR	8 , 80	250	331	M/HBP	134	a
HAL QD 110 HHM	10 , 60	307	408	M/HBP	134	a
HAL QD 120 HHM	11 , 60	348	516	M/HBP	134	a
HAQ QD 128 HHM	12 , 30	411	559	M/HBP	134	a
HAQ QD 142 HHM	13 , 60	455	618	M/HBP	134	a
HAQ QD 158 HHM	15 , 30	499	675	M/HBP	134	a

MODEL 200 /
220 /
50 HZ

China	IN	Displ. CC	COOLING					W -5	In 7.2+	
			R L A	k CAL/HR	B T U	In -23	In 7.2+			
TAW QD 30 HHP	3 , 00		65	259	76	103	145	L/M/HBP	134 a	
TAW QD 35 HHP	3 , 50		72	287	84	111	152	L/M/HBP	134 a	
TAF QD 43 HHP	4 , 30		84	334	98	134	182	L/M/HBP	134 a	

TAF QD 52 HHP	4 90	96	382	112	154	207	L/M/HBP 134 a
TAF QD 59 HHP	5 50	104	413	121	173	234	L/M/HBP 134 a
TAF QD 65 HHP	6 20	120	474	139	190	251	L/M/HBP 134 a
TAF QD 75 HHP	7 20	119	471	138	205	278	L/M/HBP 134 a
TAL QD 75 HHR	7 20	118	467	137	205	276	L/M/HBP 134 a
TAL QD 91 HHR	8 80	141	560	164	259	339	L/M/HBP 134 a
TAL QD 110 HHM	10 60	171	679	199	307	420	L/M/HBP 134 a
TAL QD 120 HHM	11 60	212	839	246	256	485	L/M/HBP 134 a
TAQ QD 128 HHM	12 30	233	925	271	381	515	L/M/HBP 134 a
TAQ QD 142 HHM	13 60	249	989	290	413	557	L/M/HBP 134 a
TAQ QD 158 HHM	15 30	278	1102	323	458	619	L/M/HBP 134 a

TAX FN 57 HHR	5 70	99	392	115	175	236	L/M/HBP 134 a
TAX FN 66 HHR	6 60	103	409	120	195	263	L/M/HBP 134 a
TAX FN 77 HHR	7 70	114	454	133	209	278	L/M/HBP 134 a
TAX FN 91 HHR	9 10	135	536	157	248	333	L/M/HBP 134 a
TAX FN 110 HHR	11 00	168	665	195	308	414	L/M/HBP 134 a

MODEL 200 /
220 /
50 HZ

Daewoo

COOLING
C

	IN	Displ. CC	R L A	k	CAL/HR	B T U	In -23	W -5	In 7.2+		
HSL 11 YE-5	4 51			80		317	93			LBP	134 a
HSL 13 YE-5	4 62			93		368	108			LBP	134 a
HSL 15 YE-5	5 12			107		423	124			LBP	134 a
HSL 17 YE-5	5 55			126		498	146			LBP	134 a

HSL 19 YE-5	5 , 84	130	515	151	LBP	134 a
					LBP	134 a
					LBP	134 a
HSL 21 YE-5	149	151	600	176	LBP	134 a
HSL 23 YE-5	161	155	614	180	LBP	134 a
HSL 25 YE-5	176	174	689	202	LBP	134 a
HSL 27 YE-5	196	197	781	229	LBP	134 a
HSL 30 YE-5	253	230	911	267	LBP	134 a
HSL 5 Y-5P	2 , 29	35	140	41	LBP	134 a
HPL 7 Y-5	2 , 65	50	198	58	LBP	134 a
HSL 7 Y-5	2 , 65	48	191	56	LBP	134 a
HSL 9 Y-5	3 , 43	58	229	67	LBP	134 a
HSL 11 Y-5	4 , 51	80	317	93	LBP	134 a
HSL 11Y -5-K	4 , 51	84	334	98	LBP	134 a
HSL 11 Y-5-L	4 , 51	80	317	93	LBP	134 a
HPL 11 Y-5-K	4 , 51	80	317	93	LBP	134 a
HPL 13 JE-5	4 , 62	93	368	108	LBP	134 a
HPL 15 JE-5	5 , 12	107	423	124	LBP	134 a
HSL 15 JE-5	5 , 12	108	430	126	LBP	134 a
HSL 15 JE-5C	5 , 12	108	430	126	LBP	134 a
HSL 17 JE-5	5 , 55	126	502	147	LBP	134 a
HPL 19 JE-5	5 , 84	134	532	156	LBP	134 a
HSL 19 JE-5	5 , 84	130	515	151	LBP	134 a
HSL 19 JE-5A	5 , 84	135	536	157	LBP	134 a
HPL 17 YH-5	5 , 5	129	512	150	LBP	134 a
HPL 19 YH-5	5 , 84	136	539	158	LBP	134 a
HPL 21 YH-5	6 , 73	152	604	177	LBP	134 a

HPL 23 YH-5	7 , 03	166	658	193	LBP	134 a
HPL 25 YH-5	7 , 96	194	771	226	LBP	134 a
HPL 25 YH-5-K	7 , 96	188	747	219	LBP	134 a
HPL 26 YH-5	8 , 25	192	761	223	LBP	134 a
HPL 26 YH-5-K	8 , 25	192	761	223	LBP	134 a
HPL 30 YH-5	9 , 92	229	908	266	LBP	134 a
YX 51 LHS5	5 , 1	122	484	142	LBP	134 a
YX 58 LHP5	5 , 84	141	560	164	LBP	134 a
HPL 25 YG1-5	7 , 68	180	713	209	LBP	134 a
HPL 25 YG2-5	7 , 68	180	713	209	LBP	134 a
HPL 27 YG1-5	8 , 69	206	819	240	LBP	134 a
HPL 30 YG-5	9 , 92	235	931	273	LBP	134 a
HPL 30 YG-5A	9 , 92	228	904	265	LBP	134 a
HPL 21 YE-5-K	6 , 72	148	587	172	LBP	134 a
HPL 21 YE-5-L	6 , 73	152	604	177	LBP	134 a
HSL 21 YE-5	6 , 73	151	600	176	LBP	134 a
HPL 23 YE-5	7 , 03	166	658	193	LBP	134 a
HPL 23 YE-5-K0	7 , 03	162	641	188	LBP	134 a
HSL 23 YE-5	7 , 03	155	614	180	LBP	134 a
HKL 25 YE-5	7 , 68	177	703	206	LBP	134 a
HPL 25 YE-5-K	7 , 68	175	693	203	LBP	134 a
HPL 25 YE-5-L	7 , 68	180	713	209	LBP	134 a
HSL 25 YE-5	7 , 68	174	689	202	LBP	134 a
HKL 27 YE-5	8 , 69	200	795	233	LBP	134 a
HPL 27 YE-5	8 , 69	204	809	237	LBP	134 a
HPL 27 YE-5-K	8 , 69	199	788	231	LBP	134 a

HSL 27 YE-5	8 , 69	197	781	229	LBP	134 a
HSL 27 YE-5A	8 , 69	195	774	227	LBP	134 a
HKL 30 YE-5	9 , 92	236	935	274	LBP	134 a
HPL 30 YE-5	9 , 92	228	904	265	LBP	134 a
HPL 30 YE-5-K	9 , 92	221	877	257	LBP	134 a
HSL 30 YE-5	9 , 92	230	911	267	LBP	134 a
DH 70 LHP5	7 , 03	161	638	187	LBP	134 a
DH 80 LHP5	7 , 89	189	751	220	LBP	134 a
DH 90 LHK5	8 , 93	203	805	236	LBP	134 a
DH 90 LHP5	8 , 93	205	812	238	LBP	134 a
DH 120 LHG5	12	270	1071	314	LBP	134 a
DH 126 LHG5	12 , 6	290	1150	337	LBP	134 a
JX 41 LHP5-K	4 , 09	88	348	102	LBP	134 a
JX 41 LHS5	4 , 09	89	355	104	LBP	134 a
JX 46 LHS5	4 , 6	100	396	116	LBP	134 a
JX 51 LHS5-K	5 , 12	114	454	133	LBP	134 a
JX 51 LHS5	5 , 12	121	481	141	LBP	134 a
JX 51 LHT5	5 , 12	115	457	134	LBP	134 a
JX 55 LHP5-K	5 , 55	128	508	149	LBP	134 a
JX 55 LHS5-K	5 , 55	126	498	146	LBP	134 a
JX 58 LHK5	5 , 84	141	560	164	LBP	134 a
JX 58 Film Festival	5 , 84	140	556	163	LBP	134 a
JX 58 LHP5-K	5 , 84	140	556	163	LBP	134 a
JX 58 LHS5	5 , 84	141	560	164	LBP	134 a
JX 58 LHS5-K	5 , 84	140	556	163	LBP	134 a
JX 58 LHS5A	5 , 84	140	556	163	LBP	134 a

MODEL	200 /		220 /		50 HZ		COOLING		W	-5	In 7.2+		
	IN	Displ.	CC	L	k	CAL/HR	B	T					
HUAYI CUBIGEL			R	A									
HY 69 YG	6	9	168		665	195						LBP	134 a
HYE 60 YX	6		159		631	185						LBP	134 a
HYE 69 YS	6	7	168		665	195						LBP	134 a
HYE 55 YL63	5	5	129		512	150						LBP	134 a
HYE 60 YL63	6		146		580	170						LBP	134 a
HYE 69 YL	6	7	168		665	195						LBP	134 a
HYE 60 YKL	6		155		614	180						LBP	134 a
HYE 69 YKL	6		168		665	195						LBP	134 a
HYB 41 YL	4	1	95		375	110						LBP	134 a
HY 69 YH	6	9	168		665	195						LBP	134 a
HYB 30 YL63	3	1	73		290	85						LBP	134 a
HY90Y	9		228		904	265						LBP	134 a
HYE 90 YG	9	4	232		921	270						LBP	134 a
HYE 81 YG	8	1	202		802	235						LBP	134 a
HY 81 YTL	8	1	202		802	235						LBP	134 a
HY 81 YGL	8	1	202		802	235						LBP	134 a
HY 69 YGL	6	9	168		665	195						LBP	134 a
HY 90 YL	9		228		904	265						LBP	134 a
HY 113 Y	11	3	284		1126	330						LBP	134 a
HYB 25 Y63a	2	5	56		222	65						LBP	134 a
HYE 52 YK63a	5	1	129		512	150						LBP	134 a
HY 69 Y63	6	9	168		665	195						LBP	134 a
HYS 45 Y	4	5	107		426	125						LBP	134 a
HYB 35 Y	3	4	77		307	90						LBP	134 a
HYE 55 YG63	5	5	129		512	150						LBP	134 a
HYE 55 Y	5	5	129		512	150						LBP	134 a
HYE 60 Y63	6		146		580	170						LBP	134 a
HYE 69 Y	6	7	163		648	190						LBP	134 a
HYE 60 YS	6		155		614	180						LBP	134 a
HYE 60 YG63	6		146		580	170						LBP	134 a
HYE 55 YT	5	5	133		529	155						LBP	134 a
HYE 55 YT63	5	5	155		614	180						LBP	134 a
HYE 69 YG	6	7	163		648	190						LBP	134 a

HYE 69 Y63	6 , 7	163	648	190	LBP	134 a
HYE 69 YK	6 , 7	168	665	195	LBP	134 a
HYE 60 YK	6	150	597	175	LBP	134 a
HYE 60 YG	6	146	580	170	LBP	134 a
HYE 60Y	6	146	580	170	LBP	134 a
HYE 81 MSU	8 , 1	122	484	142	LBP	134 a
HYE 90 MSU	8 , 9	131	519	152	LBP	134 a

HY113YZ	11 , 3	860	3412	1000	M/HBP	134 a
HYE 69 YZ63a▲	6 , 9	619	2457	720	M/HBP	134 a
HY 69 YZ	6 , 9	555	2201	645	M/HBP	134 a
HYE 69 YZ	6 , 9	619	2457	720	M/HBP	134 a
HY 94 YZ	9 , 4	739	2934	860	M/HBP	134 a
HY 131 YZ	13 , 1	997	3958	1160	M/HBP	134 a
HY 153 YZ	15 , 3	1118	4435	1300	M/HBP	134 a
HYE 81 YZ	8 , 1	714	2832	830	M/HBP	134 a
HYE 81 YZ63a▲	8 , 1	714	2832	830	M/HBP	134 a
HY81YZ	8 , 1	641	2542	745		134 a

MODEL 200 /
220 /
50 HZ

COOLING
C

	IN	Displ. CC	R L A	k CAL/HR	B T U	In -23	W -5	In 7.2+		
AE 123 YES / YP / YT / YC	5 , 75			106	420	123			LBP	134 a
AE 148 YES / YP / YT / YC	6 , 91			127	505	148			LBP	134 a
AE 176 Y / YP / YT / YC	7 , 94			151	600	176			LBP	134 a
AE 196 YD / YP / YT / YC / YK	8 , 99			169	669	196			LBP	134 a
AE 230 / YC	14 , 17			198	785	230			LBP	134 a
AE 282 YC	16 , 13			242	962	282			LBP	134 a

TE 150 YP / YT	6 , 36			128	508	149			LBP	134 a
TE 165 YP / YT	6 , 91			142	563	165			LBP	134 a
TE 180 YP / YT	7 , 50			156	618	181			LBP	134 a
TE 195 YP / YT	7 , 94				658	193			LBP	134 a
TE 215 YP / YT	8 , 99			187	740	217			LBP	134 a

MTE 160 YP / YT	6 , 36			138	546	160			LBP	134 a
MTE 175 YP / YT	6 , 91			150	594	174			LBP	134 a

MTE 190 YP / YT	7 , 50	163	645	189	LBP	134 a
MTE 205 YP / YT	7 , 94	176	699	205	LBP	134 a
MTE 225 YP / YT	8 , 99	193	768	225	LBP	134 a
AZ 47 YD / YP / YT	2 , 80	40	160	47	LBP	134 a
AZ 68 YD / YP / YT	3 , 59	58	232	68	LBP	134 a
AZ 82 YD / YP / YT	4 , 00	71	280	82	LBP	134 a
AZ 90 YD / YP / YT	5 , 00	77	307	90	LBP	134 a
AZ 107 YD / YP / YT	5 , 59	92	365	107	LBP	134 a
AZ 121 YD / YP / YT	5 , 90	104	413	121	LBP	134 a
THA 65 YP / YT	3 , 08	56	222	65	LBP	134 a
THA 80 YP / YT	3 , 59	70	276	81	LBP	134 a
THA 90 YP / YT	3 , 80	76	300	88	LBP	134 a
THA 100 YP / YT	4 , 23	85	338	99	LBP	134 a
THA 110 YP / YT	5 , 00	94	372	109	LBP	134 a
THA 125 YP / YT	5 , 59	108	430	126	LBP	134 a
THA 138 YP / YT	5 , 90	119	471	138	LBP	134 a
THB 55 YP / YT	2 , 80	46	184	54	LBP	134 a
THB 75 YP / YT	3 , 59	65	259	76	LBP	134 a
THB 85 YP / YT	3 , 80	73	290	85	LBP	134 a
THB 95 YP / YT	4 , 23	81	321	94	LBP	134 a
THB 105 YP / YT	5 , 00	91	362	106	LBP	134 a
THB 118 YP / YT	5 , 59	101	403	118	LBP	134 a
THB 130 YP / YT	5 , 90	113	447	131	LBP	134 a
		0	0			
					LBP	134 a
MTH 75 YP / YT	3 , 09	63	249	73	LBP	134 a
MTH 85 YP / YT	3 , 59	74	293	86	LBP	134 a
MTH 95 YP / YT	3 , 80	81	321	94	LBP	134 a
MTH 105 YP / YT	4 , 23	90	358	105	LBP	134 a
MTH 115 YP / YT	5 , 00	104	413	121	LBP	134 a
MTH 135 YP / YT	5 , 59	110	437	128	LBP	134 a
MTH 145 YP / YT	5 , 90	128	508	149	LBP	134 a
AE 560 Y / YP / YC	7 , 57				560	HBP 134 a
AE 666 YC / YK	8 , 84				666	HBP 134 a
AE 881 YC / YK	12 , 04				881	HBP 134 a

AE 1024 YC / YK	14 , 17	1024	HBP	134 a						
MODEL	200 / 220 / 50 HZ	COOLING C								
	IN	Displ.CC	R L A	k CAL/HR	B T U	In -23	W -5	In 7.2+		
D 30 CZC	3			64	256	75			LBP	134 a
DK 30 CZ1	3			60	239	70			LBP	134 a
S 65 CZ1	6 , 5			146	580	170			LBP	134 a
LK 65 CZ1	6 , 5			150	597	175			LBP	134 a VS . R MF 4
LM 65 CZ	6 , 5			150	597	175			LBP	134 a VS . R MF 4
LJ 65 CZ	6 , 5			150	597	175			LBP	134 a VS . R MF 4
LU 70 CZ	7			163	648	190			LBP	134 a VS . R MF 5
S 70 CZ1	7 , 2			168	665	195			LBP	134 a
LK 70 CZ1	7 , 2			168	665	195			LBP	134 a VS . R MF 4
LM 70 CZ	7 , 2			168	665	195			LBP	134 a VS . R MF 4
L 76 CZ1	7 , 6			185	734	215			LBP	134 a
L 83 CZ1	8 , 3			198	785	230			LBP	134 a
KK 230 CZ1	8 , 3			198	785	230			LBP	134 a VS . R MF 5
KM 230 CZ	8 , 3			198	785	230			LBP	134 a VS . R MF 5
K 270 CZ1	9 , 5			232	921	270			LBP	134 a
KK 270 CZ1	9 , 5			232	921	270			LBP	134 a VS . R MF 5
K 325 CZ1	11 , 4			279	1109	325			LBP	134 a
K 375 CZ1	12 , 7			322	1279	375			LBP	134 a
K 400 CZ1	14 , 3			344	1365	400			LBP	134 a VS . R MF 6

MODEL	200 / 220 / 50 HZ	COOLING C								
	IN	Displ.CC	R L A	k CAL/HR	B T U	In -23	W -5	In 7.2+		
D 5136 CZ1	4 , 1			361	1433			420	M/HBP	134 a
S 5 150 CZ1	6			559	2218			650	M/HBP	134 a

S 6160 CZ`	7 , 2	645	2559	750	M/HBP 134 a	
L 6170 CZ	7 , 9	731	2900	850	M/HBP 134 a	VS . S MF 50
NE 5170 CZ	9 , 8	800	3173	930	M/HBP 134 a	
BN 6188 CZ	12	946	3753	1100	M/HBP 134 a	VS . S MF 75
K 6210 CZ	11 , 4	1032	4094	1200	M/HBP 134 a	VS . S MF 75

MODEL	IN	200 / 220 / 50 HZ	Displ. CC	COOLING C	R A	L	k	CAL/HR	B	T	U	In -23	W	-5	In 7.2+	LBP	R	134	a	
N 1080 Y	5 , 5			82				324				95				LBP	R	134	a	
N 1090 Y	6			86				341				100				LBP	R	134	a	
N 1110 Y	6 , 7			98				389				114				LBP	R	134	a	
N 1111 Y	7 , 2			112				444				130				LBP	R	134	a	
N 1112 Y	8 , 1			120				478				140				LBP	R	134	a	
N 1113 Y	8 , 9			132				525				154				LBP	R	134	a	
N 1114 Y	9 , 6			144				573				168				LBP	R	134	a	
NT 1112 Y	8 , 1			120				478				140				LBP	R	134	a	4
NT 1113 Y	8 , 9			132				525				154				LBP	R	134	a	4
NT 1114 Y	9 , 6			146				580				170				LBP	R	134	a	4.0 / 4.5
NT 1117 Y	11 , 2			170				676				198				LBP	R	134	a	4
NOW 1080 Y	5 , 5			82				324				95				LBP	R	134	a	3
NOW 1090 Y	6			88				348				102				LBP	R	134	a	4
NOW 1110 Y	6 , 7			99				392				115				LBP	R	134	a	4
NOW 1111 Y	7 , 2			112				444				130				LBP	R	134	a	3.5 / 4.0

NOW 1112 Y	8 , 1	120	478	140	LBP	R a 134	4
NOW 1113 Y	8 , 9	132	525	154	LBP	R a 134	4
NU 1114Y	9 , 6	146	580	170	LBP	R a 134	4.0 / 4.5
NOW 1116 Y	10 , 5	160	635	186	LBP	R a 134	4 , 5
NOW 1112 GY	8 , 1	120	478	140	LBP	R a 134	3.5 / 4.0
NOW 1113 GY	8 , 9	132	525	154	LBP	R a 134	4
NS 1060 Y	4 , 2	56	222	65	LBP	R a 134	2
NS 1080 Y	5 , 5	82	324	95	LBP	R a 134	3
NS 1090 Y	6	90	358	105	LBP	R a 134	2.0 / 3.0
NS 1110 Y	6 , 7	100	396	116	LBP	R a 134	3.0 / 4.0
NS 1111 Y	7 , 2	112	444	130	LBP	R a 134	3.5 / 4.0
NS 1112 Y	8 , 1	122	484	142	LBP	R a 134	3.5 / 4.0
NS 1113 Y	8 , 9	133	529	155	LBP	R a 134	4
NS 1114 Y	9 , 6	148	587	172	LBP	R a 134	4
NS 1116 Y	10 , 5	160	635	186	LBP	R a 134	4.0 / 5.0
NS 1117 Y	11 , 2	170	676	198	LBP	R a 134	4
NC 1090 Y	6	90	358	105	LBP	R a 134	2 , 5
NC 1110 Y	6 , 7	100	396	116	LBP	R a 134	3.0 / 4.0
NC 1111 Y	7 , 2	110	437	128	LBP	R a 134	4
NC 1112 Y	8 , 1	122	484	142	LBP	R a 134	4
NC 1113 Y	8 , 9	133	529	155	LBP	R a 134	4
NC 1114 Y	9 , 6	148	587	172	LBP	R a 134	3.0 / 4.0
NC 1116 Y	10 , 5	160	635	186	LBP	R a 134	3
NX 1080 Y	5 , 5	83	328	96	LBP	R a 134	2

NX 1090 Y	6	93	368	108	LBP	R a	134	2 , 5
NX 1110 Y	6 , 7	101	399	117	LBP	R a	134	2 , 5
NX 1111 Y	7 , 2	112	444	130	LBP	R a	134	3
NX 1112 Y	8 , 1	125	495	145	LBP	R a	134	3
NX 1113 Y	8 , 9	133	529	155	LBP	R a	134	2 , 5
NX 1114 Y	9 , 6	148	587	172	LBP	R a	134	4
NB 1080 Y	5 , 5	83	328	96	LBP	R a	134	2
NB 1090 Y	6	93	368	108	LBP	R a	134	2 , 5
NB 1110 Y	6 , 7	101	399	117	LBP	R a	134	2 , 5
NB 1111 Y	7 , 2	112	444	130	LBP	R a	134	3
NB 1112 Y	8 , 1	125	495	145	LBP	R a	134	3
NB 1113 Y	8 , 9	133	529	155	LBP	R a	134	2 , 5
NB 1114 Y	9 , 6	148	587	172	LBP	R a	134	4
NB 1116 Y	10 , 5	160	635	186	LBP	R a	134	4
NE 1080 Y	5 , 5	83	328	96	LBP	R a	134	2
NE 1090 Y	6	93	368	108	LBP	R a	134	2 , 5
NE 1110 Y	6 , 7	101	399	117	LBP	R a	134	2 , 5
NE 1111 Y	7 , 2	112	444	130	LBP	R a	134	3
NE 1112 Y	8 , 1	125	495	145	LBP	R a	134	3
MODEL	200 / 220 / 50 HZ							
			COOLING C					
	IN	Displ. CC	R A	L	k CAL/HR	B T U	In -23	W -5 In 7.2+
AE 1360 Y	6 , 91	1	136	539	158	LBP	134	a

AE 1370 Y	8 , 12	$\frac{1}{2}$ ' 160	635	186	LBP	134 a
AE 1390 Y	9 , 42	$\frac{1}{3}$ ' 217	860	252	LBP	134 a
AE 1390 Y-6	9 , 42	$\frac{1}{6}$ ' 228	904	265	LBP	134 a
AE 1411 Y	14 , 14	2 256	1017	298	LBP	134 a
AE 2340 Y	5 , 11	$\frac{0}{8}$ ' 95	375	110	LBP	134 a
AE 2360 Y	6 , 91	1 136	539	158	LBP	134 a
AE 2370 Y	8 , 12	$\frac{1}{2}$ ' 159	631	185	LBP	134 a
AE 2390 Y	9 , 42	$\frac{1}{4}$ ' 206	819	240	LBP	134 a
AE 2417 Y	18	$\frac{1}{2}$ ' 344	1365	400	LBP	134 a
AEA 2410 AND	12 , 05	2 232	921	270	LBP	134 a
AEA 2413 AND	14 , 14	2 301	1194	350	LBP	134 a
AEA 2415 AND	18 , 6	$\frac{1}{3}$ ' 318	1262	370	LBP	134 a C R5 MF 8
AE 6412 Y	5 , 99	$\frac{1}{2}$ ' 267	1061	311	MBP	134 a
AE 7415 Y	7 , 55	$\frac{1}{8}$ ' 317	1259	369	MBP	134 a
AE 7423 Y	12 , 05	$\frac{2}{3}$ ' 494	1958	574	MBP	134 a
AE 7426 Y	14 , 14	$\frac{2}{5}$ ' 550	2184	640	MBP	134 a
AE 7430 Y	16 , 08	$\frac{2}{2}$ ' 641	2542	745	MBP	134 a C R5 MF 8
AE 3414 Y	4 , 49	$\frac{1}{3}$ ' 318	1262	370	HBP	134 a
AE 3417 Y	5 , 68	$\frac{1}{6}$ ' 430	1706	500	HBP	134 a
AE 3425 Y	7 , 55	202 628	2491	730	HBP	134 a
AE 3430 Y	8 , 86	$\frac{2}{5}$ ' 731	2900	850	HBP	134 a
AE 3435 Y	9 , 42	$\frac{2}{7}$ ' 767	3043	892	HBP	134 a
AE 3440 Y	12 , 05	3 916	3634	1065	HBP	134 a
AE 3448 Y	14 , 14	$\frac{3}{5}$ ' 1032	4094	1200	HBP	134 a
AE 4414 Y	4 , 49	$\frac{1}{3}$ ' 318	1262	370	HBP	134 a

AE 4425 Y	7	55	2 2	602	2388	700	HBP	134 a	
AE 4430 Y	8	86	2 5	705	2798	820	HBP	134 a	
AE 4430 Y	8	86	1 6	684	2716	796	HBP	134 a	C R5 MF 8
AE 4435 Y	9	42	2 7	776	3078	902	HBP	134 a	
AE 4440 Y	12	05	3 1	924	3668	1075	HBP	134 a	
AE 4440 Y	12	05	2 2	924	3668	1075	HBP	134 a	C R5 MF 8
AE 4448 Y	14	14	3 6	1023	4060	1190	HBP	134 a	
AE 4448 Y	14	14	2 4	1049	4162	1220	HBP	134 a	C R5 MF12
AE 4459 Y	16	08	3	1247	4947	1450	HBP	134 a	C R5 MF 15

MODEL
200
/
220
/
50
HZ

COOLING
C

	IN	Displ.	CC	R A	L	k	CAL/HR	B	T	U	In -23	W	-5	In 7.2+			
AZ A 1320 UN	2	5	0 4	49	194	57									LBP	134 a	C R5 MF 4
AZ A 1327 UN	3	28	0 5	63	249	73									LBP	134 a	C R5 MF 4
AZ A 1330 UN	3	69	0 5	68	270	79									LBP	134 a	C R5 MF 4
AZ A 1335 UN	3	8	0 6	71	280	82									LBP	134 a	C R5 MF 4
AZ A 1340 UN	4		0 7	79	314	92									LBP	134 a	C R5 MF 4
AZ A 1350 UN	5		0 8	94	372	109									LBP	134 a	C R5 MF 4
AZ A 1360 UN	5	59	0 5	92	365	107									LBP	134 a	C R5 MF 4
AZ A 1370 UN	6		1	118	467	137									LBP	134 a	C R5 MF 4
AZ A 0413 UN	6		1 5	183	727	213									LBP	134 a	
AZ A 4913 UN	6		1 6	183	727	213									LBP	134 a	

AW 4495 YK	30	3 5	'	585	2320	680	MBP	134 a	C R5 MF20
AW 4513 YK	35 , 6	3 9	'	638	2532	742	MBP	134 a	C R5 MF30
AW 4514 YK	37 , 5	3 9	'	641	2542	745	MBP	134 a	C R5 MF35
AW 4515 YK	39 , 6	4 2	'	728	2890	847	MBP	134 a	C R5 MF35
AW 4517 YK	48 , 4	4 9	'	903	3582	1050	MBP	134 a	C R5 MF20

MODEL
200
/
220
/
50
HZ

COOLING
C

	IN	Displ.	CC	R L A	k	CAL/HR	B T U	In -23	W -5	In 7.2+		
L QD 25 HG	52	2 , 5	0 55	'	47	188	55				LBP	134 a
L / QD 30 HG	62	3	0 63	'	56	222	65				LBP	134 a
L / QD 35 HG	71	3 , 5	0 68	'	64	256	75				LBP	134 a
L / ADW 43	100	4 , 3	1		95	375	110				LBP	134 a
L / ADW 57	104	5 , 1	1 1	'	107	426	125				LBP	134 a
L / ADW 57	112	5 , 7	1 15	'	116	461	135				LBP	134 a
MS / ADW 43	100	4 , 3	1		95	375	110				LBP	134 a
MS / ADW 43	104	5 , 1	1 1	'	107	426	125				LBP	134 a
MS / ADW 57	112	5 , 7	1 15	'	116	461	135				LBP	134 a
MS / ADW 66	132	6 , 6	1 2	'	142	563	165				LBP	134 a
MS / ADW 77	148	7 , 7	1 4	'	159	631	185				LBP	134 a
MS / ADW 86	160	8 , 6	1 45	'	172	682	200				LBP	134 a
MS / ADW 91	176	9 , 1	1 65	'	189	751	220				LBP	134 a
MK / ADW 66	132	6 , 6	1 2	'	142	563	165				LBP	134 a
MK / ADW 77	148	7 , 7	1 4	'	159	631	185				LBP	134 a
MK / ADW 86	160	8 , 6	1 45	'	172	682	200				LBP	134 a

	7	5	177	703	206	LBP	134	a	CR MF 4
GVY 75 AG	7	5	173	686	201				
GTH 86 AA	8	6	206	819	240	LBP	134	a	CR MF 5
GTH 93 AA	9	3	224	887	260	LBP	134	a	CR MF 5
GTT 66 AA	6	6	172	682	200	LBP	134	a	CR MF 4
GTT 75 AA	7	5	181	716	210	LBP	134	a	CR MF 4
GKD 86 AA	8	6	219	870	255	LBP	134	a	CR MF 6
GKD 93 AA	9	3	232	921	270	LBP	134	a	CR MF 6
MODEL	200 / 220 / 50 HZ								
			COOLING C						
	IN	Displ.	CC ^{R L} A	k CAL/HR	B T U	In -23	W -5	In 7.2+	
GML 70 A	2	8		58	232	68			LBP 134 a
GML 90 A	3	4		79	314	92			LBP 134 a CR MF 2
GML 110 A	4	1		97	386	113			LBP 134 a CR MF 2.5
GML 125 A	4	1		103	409	120			LBP 134 a
GML 140 A	4	9		120	478	140			LBP 134 a
GML 140 A/I	4	9		120	478	140			LBP 134 a CR MF 5
GML 160 A	5	7		138	546	160			
GML 180 A	6	5		155	614	180			LBP 134 a CR MF 5
GML 200 A	7			172	682	200			LBP 134 a CR MF 5
GML 200 A/I	7			181	716	210			LBP 134 a CR MF 6
GTM 26 AA	2	6				65			
GTM 75 AA	7	5				200			

GTM 93 AA	10	280
GTM 10 AA	10 , 6	300
GTM 12 AA	12	320

GDL160 A	5 , 7	144	570	167	LBP	134 a	CR MF 4
GDL200 A	6 , 5	142	563	165	LBP	134 a	CR MF 5
GXL100 A	4 , 1	91	362	106	LBP	134 a	CR MF 4
GXL125 A	4 , 3	106	420	123	LBP	134 a	CR MF 5
GXL140 A	4 , 6	119	471	138	LBP	134 a	CR MF 5
GXL160 A	5 , 7	138	546	160	LBP	134 a	CR MF 4
GXL 200 A	7	168	665	195	LBP	134 a	CR MF 5
GXL 240 A	8 , 6	206	819	240	LBP	134 a	CR MF 5

MODEL
200
/
220
/
50
HZ

COOLING
C

	IN	Displ.	CC	R L A	k CAL/HR	B T U	In -23	W -5	In 7.2+			
GL 60 TP		5			464	1842			540			
GL 80 TP		8			636	2525			740			
GL 90 TP		9 , 3			739	2934			860	HBP	134 a	CS MF 50
GL 90 TP/I		9 , 3			739	2934			860	HBP	134 a	CS MF 50
GL 10 TP		9 , 3			757	3002			880	HBP	134 a	CS MF 50
GL 12 TP		12			972	3855			1130	HBP	134 a	CS MF 50
GHP 16 AA		16			1118	4435			1300	HBP	134 a	CS MF 100
GHP 18 AA		18			1376	5459			1600	HBP	134 a	CS MF 100
GHP 21 AA		21			1634	6483			1900	HBP	134 a	CS MF 100
GTM 93 AA		10			241	955			280	HBP	134 a	CS MF 50
GTM 10 AA		10 , 6			258	1024			300	HBP	134 a	CS MF 50

	IN	Displ.	CC	R	L	k	CAL/HR	B	T	U	In	W	-5	In	7.2+
				A							-23				
ETR3						52		205			60				134 a
ETR3.5						64		256			75				134 a
ETR4						75		297			87				134 a
ESC5						92		365			107				134 a
ETR5						101		399			117				134 a
ETR5.5						112		444			130				134 a
ESC7						126		502			147				134 a
ESC8						148		587			172				134 a
ESC8.5						160		635			186				134 a
ESC9						176		699			205				134 a
ESC11						212		839			246				134 a



Private Picture Copyright : WWW.MBSM.PRO

Compressor, R134A, GLY12RGA, 10,7cm³, HMBP, 230V, 3/8HP, CUBIGEL, HUAYI

Category: compressor

written by www.mbsm.pro | 22 December 2021



Private Picture Copyright: WWW.MBSM.PRO

Model	Displacement (cm ³)	Refrigerant	Application	Compressor Cooling	Voltage/Frequency	Frequency (Hz)	Motor Type	Cooling (kCal/h)	COP (W/W)	Cooling (W)	COP (W/W)	Technical Data Sheet (*)
GL45MG	4,56	R134a	HBP	S	230V 50/60Hz	~1	50 CSIR	352	1,95	340	1,67	GL45MG
GL45MG	4,56	R134a	HBP	S	230V 50/60Hz	~1	60 CSIR	412	1,92	398	1,65	GL45MG
GL60MG	5,98	R134a	HBP	S	230V 50/60Hz	~1	60 CSIR	520	2,02	499	1,73	GL60MG
GL60MG	5,98	R134a	HBP	S	230V 50/60Hz	~1	50 CSIR	445	1,99	427	1,70	GL60MG
GL80MG	7,57	R134a	HBP	S	230V 50/60Hz	~1	60 CSIR	702	2,15	674	1,84	GL80MG
GL80MG	7,57	R134a	HBP	S	230V 50/60Hz	~1	50 CSIR	600	2,10	576	1,78	GL80MG
GL90MG	8,85	R134a	HBP	S	230V 50/60Hz	~1	50 CSIR	685	2,10	661	1,79	GL90MG
GL90MG	8,85	R134a	HBP	S	230V 50/60Hz	~1	60 CSIR	800	2,11	772	1,83	GL90MG
GLY12RAa	10,70	R134a	HBP	F	220-240V 50Hz	~1	50 CSIR	900	2,30	867	1,97	GLY12RAa
GLY12RAb	10,70	R134a	HBP	F	220-240V 50Hz	~1	50 CSR	900	2,57	867	2,20	GLY12RAb
GLY12RGa	10,70	R134a	HBP	F	200-220/220-230V 50/60Hz	~1	50 CSIR	900	2,19	867	1,87	GLY12RGa
GLY12RGa	10,70	R134a	HBP	F	200-220/220-230V 50/60Hz	~1	60 CSIR	1.038 2,22		1.007 1,90		GLY12RGa
GLY12RGb	10,70	R134a	HBP	F	200-220/220-230V 50/60Hz	~1	50 CSR	900 2,32		867 1,98		GLY12RGb
GLY12RGb	10,70	R134a	HBP	F	200-220/220-230V 50/60Hz	~1	60 CSR	1.038 2,40		1.007 2,07		GLY12RGb
GP14TB	14,17	R134a	HBP	F	220-240V 50Hz	~1	50 CSIR	1.030 2,03		998 1,76		GP14TB
GP16TB	16,15	R134a	HBP	F	220-240V 50Hz	~1	50 CSIR	1.240 2,09		1.204 1,80		GP16TB
GP16TE	16,15	R134a	HBP	F	115V 60Hz	~1	60 CSIR	1.450 1,96		1.408 1,69		GP16TE
GP16TG	16,15	R134a	HBP	F	200-220/230V 50/60Hz	~1	50 CSIR	1.240 2,09		1.204 1,81		GP16TG
GP16TG	16,15	R134a	HBP	F	200-220/230V 50/60Hz	~1	60 CSIR	1.450 2,00		1.408 1,74		GP16TG
GPM16RA	16,15	R134a	HBP	F	220-240V 50Hz	~1	50 CSIR	1.351 2,09		1.317 1,79		GPM16RA

(*) Under standard conditions

Additional information

Voltage (V)	230Vac
Frequency (hz)	50
Range	MBP
Displacement (cm3)	10,7 cm ³
Cooling capacity (W)	608W
Conditions (°C)	-10 / +45C
Refrigerant	R134A
Suction line	8.1mm juotettava
Liquid line	6,5mm juotettava
Height (mm)	198mm
Weight (kg)	10,43kg
Oil	ISO VG 32 Ester

Technical data

- Model: **GLY12RAa**
- Refrigerant Gas: **R-134a**
- Pression/temperature: **HBP**
- Power: **3/8 HP**
- Voltage: **230 V**
- Current Type: **Single-Phase**
- Frequency: **50 Hz**
- Compressor Type: **Hermetic**
- Displacement: **10.7 cm³**
- Power Cons. -10°C: **293 W**
- Power Cons. -5°C: **322 W**
- Efficiency 0°C: **351 W**
- Power Cons. +5°C: **380 W**
- Power Cons. +7,2°C: **392 W**
- T° Condensation: **40 °C**
- Cooling Cap. -15°C: **408 Kcal/h**
- Cooling Cap. -10°C: **512 Kcal/h**
- Cooling Cap. -5°C: **642 Kcal/h**
- Cooling Cap. 0°C: **797 Kcal/h**
- Cooling Cap. 5°C: **977 Kcal/h**
- Cooling Cap. 7.2°C: **1065 Kcal/h**
- Cooling Cap. 10°C: **1184 Kcal/h**
- Test Type: **Ashare 46**

Mbsm_dot_pro_private_PDF_pdf-GLY12RAaTélécharger

Model	Displacement (cm ³)	Refrigerant	Application	Compressor Cooling	Voltage/Frequency	Frequency (Hz)	Motor Type	ASHRAE (*)		CECOMAF (*)		Te Da
								Cooling (kCal/h)	COP (W/W)	Cooling (W)	COP (W/W)	
GL45MG	4.56	R134a	HBP	S	230V 50/60Hz ~1	50	CSIR	352	1.95	340	1.87	GI
GL45MG	4.56	R134a	HBP	S	230V 50/60Hz ~1	60	CSIR	412	1.92	398	1.85	GI
GL60MG	5.98	R134a	HBP	S	230V 50/60Hz ~1	60	CSIR	520	2.02	499	1.73	GI
GL60MG	5.98	R134a	HBP	S	230V 50/60Hz ~1	50	CSIR	445	1.99	427	1.70	GI
GL80MG	7.57	R134a	HBP	S	230V 50/60Hz ~1	60	CSIR	702	2.15	674	1.84	GI
GL80MG	7.57	R134a	HBP	S	230V 50/60Hz ~1	50	CSIR	600	2.10	576	1.78	GI
GL90MG	8.85	R134a	HBP	S	230V 50/60Hz ~1	50	CSIR	685	2.10	661	1.79	GI
GL90MG	8.85	R134a	HBP	S	230V 50/60Hz ~1	60	CSIR	800	2.11	772	1.83	GI
GLY12RAa	10.70	R134a	HBP	F	220-240V 50Hz ~1	50	CSIR	900	2.30	887	1.97	GL'
GLY12RAb	10.70	R134a	HBP	F	220-240V 50Hz ~1	50	CSR	900	2.57	887	2.20	GL'
GLY12RGa	10.70	R134a	HBP	F	200-220/220-230V 50/60Hz ~1	50	CSIR	900	2.19	887	1.87	GL'
GLY12RGa	10.70	R134a	HBP	F	200-220/220-230V 50/60Hz ~1	60	CSIR	1.038	2.22	1.007	1.90	GL'
GLY12RGb	10.70	R134a	HBP	F	200-220/220-230V 50/60Hz ~1	50	CSR	900	2.32	887	1.98	GL'
GLY12RGb	10.70	R134a	HBP	F	200-220/220-230V 50/60Hz ~1	60	CSR	1.038	2.40	1.007	2.07	GL'
GP14TB	14.17	R134a	HBP	F	220-240V 50Hz ~1	50	CSIR	1.030	2.03	998	1.76	GI
GP16TB	16.15	R134a	HBP	F	220-240V 50Hz ~1	50	CSIR	1.240	2.09	1.204	1.80	GI
GP16TE	16.15	R134a	HBP	F	115V 60Hz ~1	60	CSIR	1.450	1.96	1.408	1.69	GI
GP16TG	16.15	R134a	HBP	F	200-220/230V 50/60Hz ~1	50	CSIR	1.240	2.09	1.204	1.81	GI
GP16TG	16.15	R134a	HBP	F	200-220/230V 50/60Hz ~1	60	CSIR	1.450	2.00	1.408	1.74	GI
GPM16RA	16.15	R134a	HBP	F	220-240V 50Hz ~1	50	CSIR	1.351	2.09	1.317	1.79	GP



