www.mbsm.pro , Code Erreur E2 , Machine a Laver Benken

Category: Plomberie,Solutions
written by mahdi miled | 2 September 2018

Le Code d’erreur E2 est suite au blocage d’eau au petit filtre a l’entree d’eau ou absence d’eau ou panne de vanne

www.mbsm.pro , Réparation ,CONTRÔLEUR DE PRESSION JETLY TYPE PRESSCONTROL

Category: electronique,Tester ok
written by mahdi miled | 2 September 2018



Démarrage immédiat de la pompe à l’ouverture d’un robinet.
Les contrôleurs de pression JETLY de la série PRESSCONTROL, permettent la suppression des dispositifs de commande et de protection manque d’eau de la pompe (électrodes, flotteurs, contacteurs manométrique). En effet, les PRESSCONTROL sont des systèmes hydrauliques et électroniques conçus pour automatiser et protéger contre le manque d’eau les pompes de surfaces et immergées. Ce système gère automatiquement le fonctionnement de la pompe et

l’appareil ne demande ni réglage, ni entretien d’aucune sorte.

---

www.mbsm.pro , Plomberie , Finition Douche , Installation Multicouche Avec Collecteur

Category: Plomberie
written by mahdi miled | 2 September 2018



www.mbsm.pro, Plomberie, Finition Douche, Installation Multicouche Avec Collecteur

---

Mbsm.pro, erreur E2 machine a laver Gmc Automatique

Category: Tester ok
written by mahdi miled | 2 September 2018

Pour ce problème, la solution est : switcheur de la porte … certain l’annule complétement ….

---

www.mbsm.pro , free,For windows, Personal Renamer , Easy filerenaming, Portable Bulk File Renamer, Folder monitor, All in one,

Category: Programmation,Web
written by mahdi miled | 2 September 2018

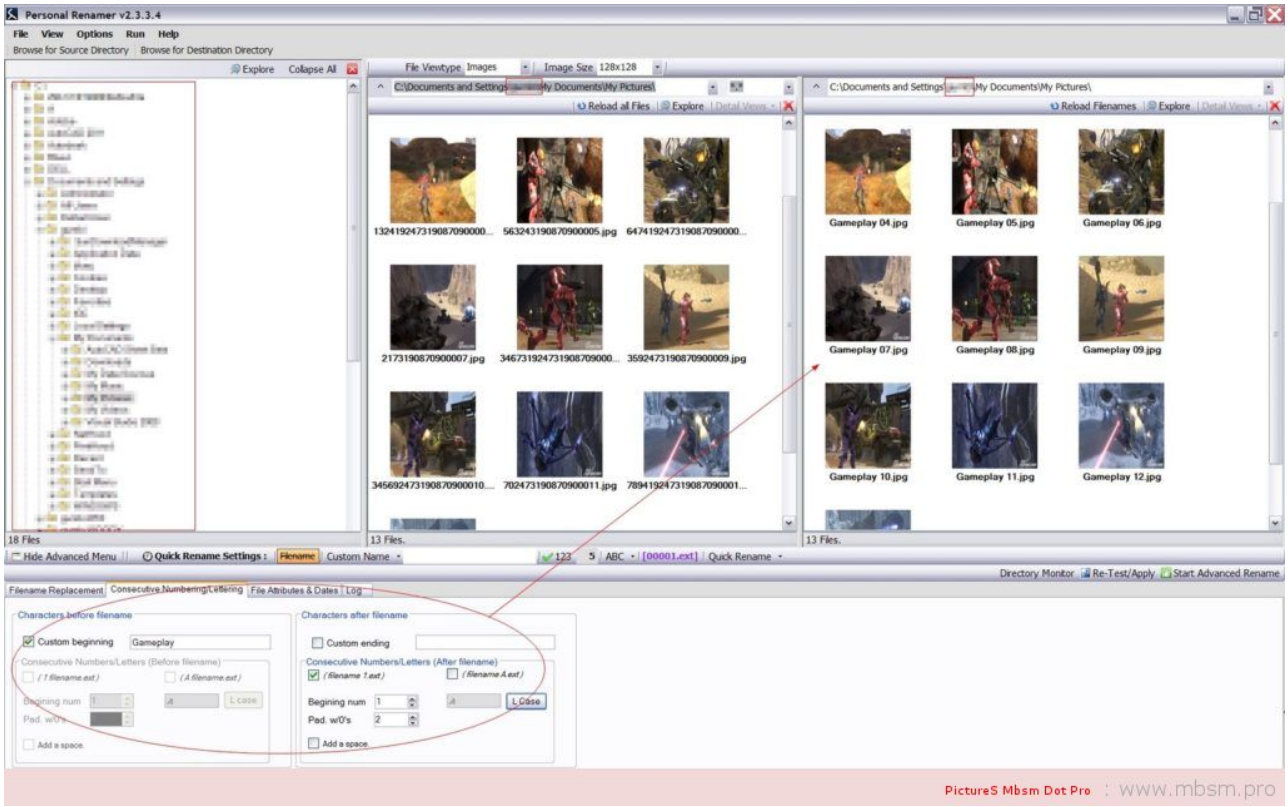

www.mbsm.pro , free,For windows, Personal Renamer , Easy filerenaming, Portable Bulk File Renamer, Folder monitor, All in one,

Personal Renamer is being upgraded, and now has an official website Please visit www.personalrenamer.com

Many have waited for this release, more specifically for the addition of the service monitor which has been added to the program in this release. Personal Renamer has always had the option to monitor a directory and rename files but with this latest addition users can have Personal Renamer monitor a directory invisibly the background, and more importantly while logged out. This is a very powerful and useful addition. Other new features include Undo and the option to apply saved settings when program starts up.

Download Version 2.4.0.0 (Service Beta)

www-mbsm-pro-Personal-Renamer-Easy-filerenaming-Portable-Bulk-File-Renamer-Folder-monitor-All-in-one-1.jpg (279 KB)

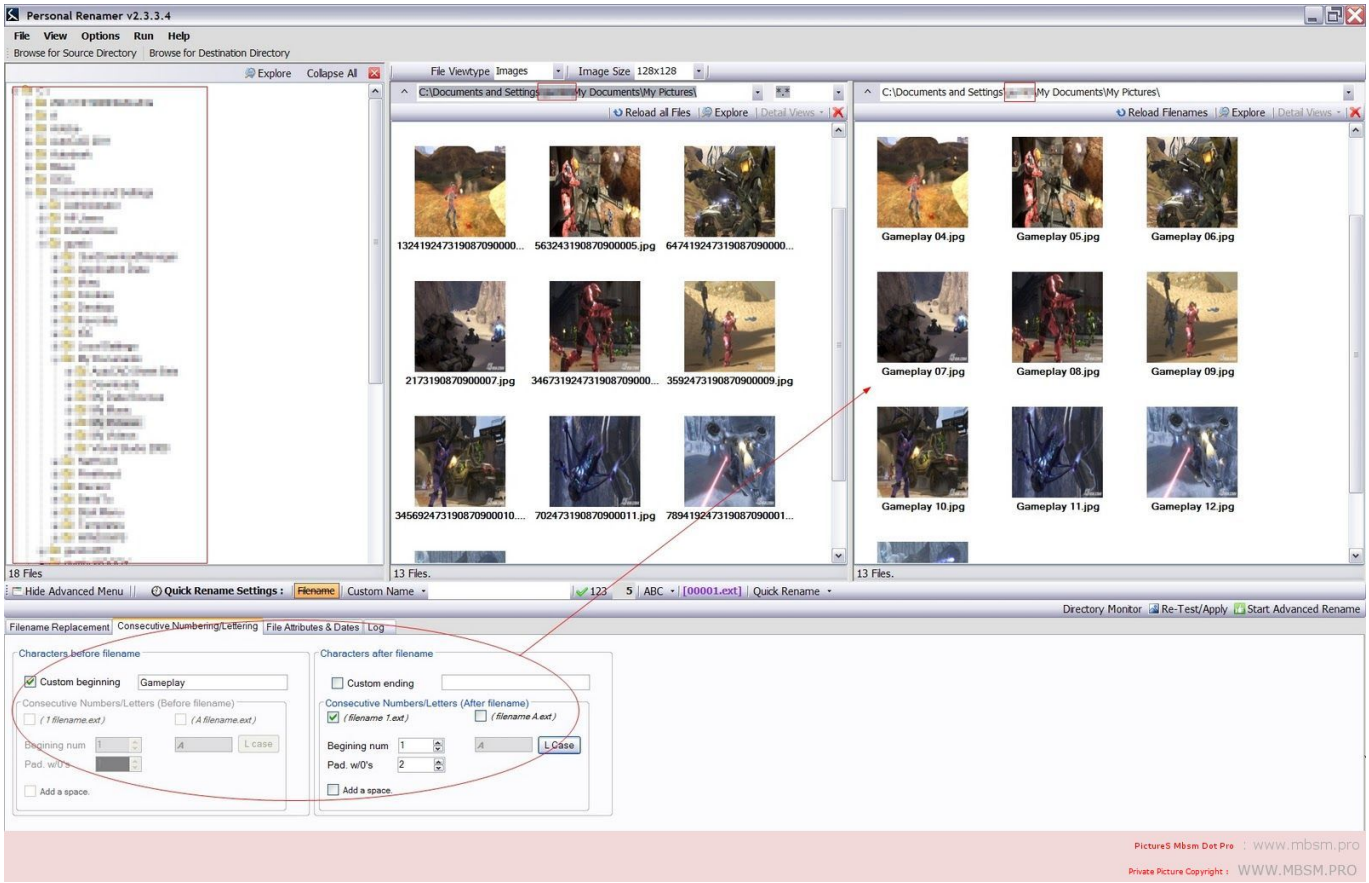

www-mbsm-pro-Personal-Renamer-Easy-filerenaming-Portable-Bulk-File-Renamer-Folder-monitor-All-in-one-1.jpg (223 KB)



www-mbsm-pro-Personal-Renamer-Easy-filerenaming-Portable-Bulk-File-Renamer-Folder-monitor-All-in-one-2.jpg (253 KB)

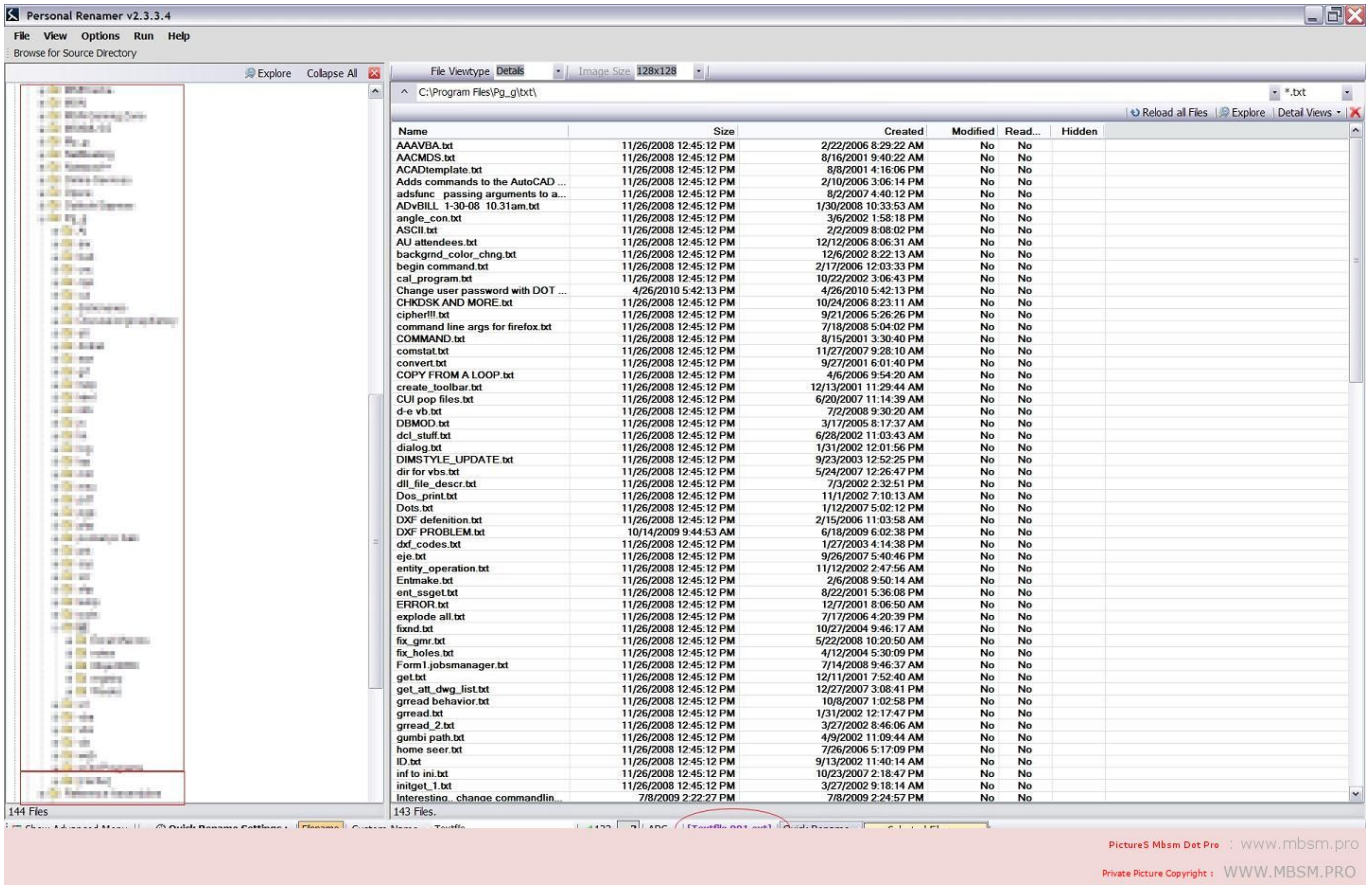

www-mbsm-pro-Personal-Renamer-Easy-filerenaming-Portable-Bulk-File-Renamer-Folder-monitor-All-in-one-2.jpg (261 KB)

---

www.mbsm.pro , Some Funny Electric pictures part1

Category: Pictures
written by mahdi miled | 2 September 2018



www.mbsm.pro , Some Funny Electric pictures part1
mbsm-dot-pro-picture-electric -funny1.jpg (37 KB)

mbsm-dot-pro-picture-electric -funny1.jpg (47 KB)



mbsm-dot-pro-picture-electric -funny2.jpg (63 KB)

mbsm-dot-pro-picture-electric -funny2.jpg (73 KB)

.PRO

.PRO

mbsm-dot-pro-picture-electric -funny3.jpg (121 KB)



PictureS Mbsm Dot Pro : www.mbsm.pro
Private Picture Copyright : WWW.MBSM.PRO

mbsm-dot-pro-picture-electric -funny3.jpg (124 KB)

.PRO

.PRO

mbsm-dot-pro-picture-electric -funny4.jpg (145 KB)



PictureS Mbsm Dot Pro : www.mbsm.pro

Private Picture Copyright : WWW.MBSM.PRO

mbsm-dot-pro-picture-electric -funny4.jpg (133 KB)

.PRO

.PRO

mbsm-dot-pro-picture-electric -funny5.jpg (117 KB)



PictureS Mbsm Dot Pro : www.mbsm.pro

Private Picture Copyright : WWW.MBSM.PRO

mbsm-dot-pro-picture-electric -funny5.jpg (129 KB)

.PRO

.PRO

mbsm-dot-pro-picture-electric -funny6.jpg (23 KB)

mbsm-dot-pro-picture-electric -funny6.jpg (27 KB)

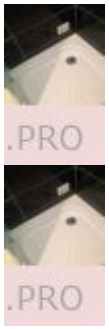

mbsm-dot-pro-picture-electric -funny7.jpg (62 KB)



PictureS Mbsm Dot Pro : www.mbsm.pro

Private Picture Copyright : WWW.MBSM.PRO

mbsm-dot-pro-picture-electric -funny7.jpg (72 KB)

.PRO

.PRO

mbsm-dot-pro-picture-electric -funny8.jpg (31 KB)

mbsm-dot-pro-picture-electric -funny8.jpg (33 KB)

.PRO

.PRO

---

www.mbsm.pro , Quelle est la

différence entre le SDS PLUS et le SDS MAX ?

Category: Technologie
written by mahdi miled | 2 September 2018

Lorsque vous choisissez un outil, vous aurez donc le choix entre la fixation par mandrin classique (avec ou sans clé de serrage) et par mandrin SDS avec les variantes SDS PLUS et SDS MAX.
Attention, vos accessoires classiques ne seront pas adaptés aux système SDS et inversement ! Le système SDS accueille en effet des mèches/forets avec cannelures qui s’encastrent dans le mandrin et permettent une fixation plus fiable que les forets classiques qui finissent par «glisser dans le mandrin», particulièrement lors de gros travaux (forage / percussion sur de la pierre)

---

www.mbsm.pro , Porte-fusible à couteaux HPC ultra rapide

Category: Technologie
written by mahdi miled | 2 September 2018

Généralités

Généralités

Les cartouches-fusible HPC des classes de fonctionnement gG et gL protègent les appareils électriques des sur charges et des courts-circuits. Elles sont destinées
avant tout à la protection des circuits électriques basse
tension. Ces classes de fonctionnement gG et gL impliquent la coupure en toute sécurité de tout courant capable de faire fondre le fusible.

mbsmdotpro- porte-fusible-couteaux-ultra-rapide.jpg (83 KB)

mbsmdotpro- porte-fusible-couteaux-ultra-rapide.jpg (91 KB)

---

www.mbsm.pro , Practical Electronics for Inventors, Fourth Edition

Category: Technologie,Web
written by mahdi miled | 2 September 2018

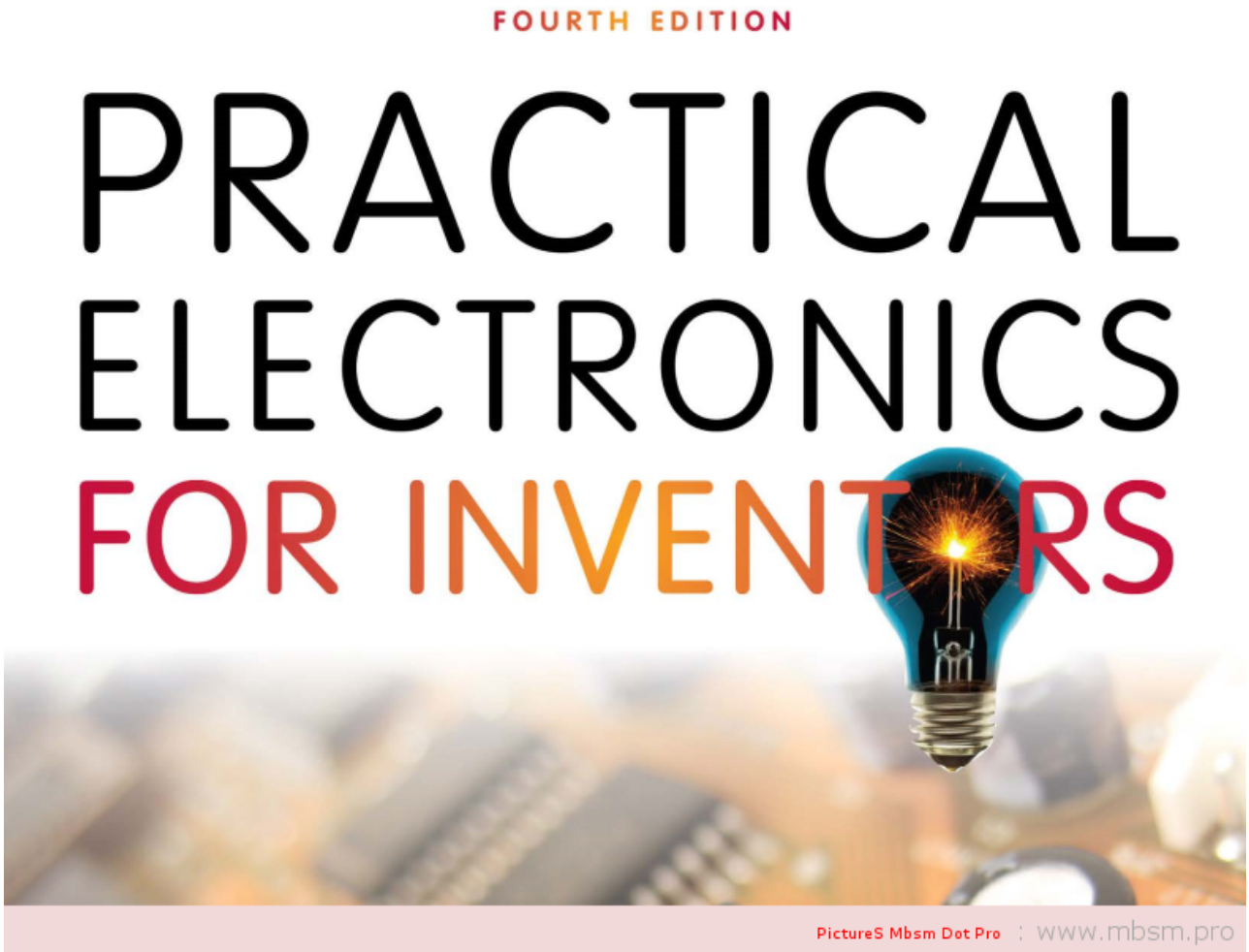

Practical Electronics for Inventors, Fourth Edition

by: Paul Scherz, Dr. Simon Monk
Abstract: A fully updated, no-nonsense guide to electronics. Advance your electronics knowledge and gain the skills necessary to develop and construct your own functioning gadgets. Written by a pair of experienced engineers and dedicated hobbyists, Practical Electronics for Inventors, Fourth Edition, lays out the essentials and provides step-by-step instructions, schematics, and illustrations. Discover how to select the right components, design and build circuits, use microcontrollers and ICs, work with the latest software tools, and test and tweak your creations. This easy-to-follow book features new instruction on programmable logic, semiconductors, operational amplifiers, voltage regulators, power supplies, digital electronics, and more. Coverage includes: • Resistors, capacitors, inductors, and transformers • Diodes, transistors, and integrated circuits • Optoelectronics, solar cells, and phototransistors • Sensors, GPS modules, and touch screens • Op amps, regulators, and power supplies • Digital electronics, LCDs, and logic gates • Microcontrollers and prototyping platforms • Combinational and sequential programmable logic • DC motors, RC servos, and stepper motors • Microphones, audio amps, and speakers • Modular electronics and prototypes

Book Details
Title: Practical Electronics for Inventors, Fourth Edition
Publisher: McGraw-Hill Education: New York, Chicago, San Francisco, Athens,

London, Madrid, Mexico City, Milan, New Delhi, Singapore, Sydney, Toronto
Copyright / Pub. Date: 2016 McGraw-Hill Education
ISBN: 9781259587542
Authors:
Paul Scherz is a Systems Operation Manager who received his B.S. in physics from the University of Wisconsin. He is an inventor/hobbyist in electronics, an area he grew to appreciate through his experience at the University's Department of Nuclear Engineering and Engineering Physics and Department of Plasma Physics.
Dr. Simon Monk has a bachelor's degree in cybernetics and computer science and a Ph.D. in software engineering. He spent several years as an academic before he returned to industry, co-founding the mobile software company Momote Ltd. He has been an active electronics hobbyist since his early teens and is a full-time writer on hobby electronics and open-source hardware. Dr. Monk is author of numerous electronics books, including Programming Arduino, Hacking Electronics, and Programming the Raspberry Pi.
Description: A fully updated, no-nonsense guide to electronics. Advance your electronics knowledge and gain the skills necessary to develop and construct your own functioning gadgets. Written by a pair of experienced engineers and dedicated hobbyists, Practical Electronics for Inventors, Fourth Edition, lays out the essentials and provides step-by-step instructions, schematics, and illustrations. Discover how to select the right components, design and build circuits, use microcontrollers and ICs, work with the latest software tools, and test and tweak your creations. This easy-to-follow book features new instruction on programmable logic, semiconductors, operational amplifiers, voltage regulators, power supplies, digital electronics, and more. Coverage includes: • Resistors, capacitors, inductors, and transformers • Diodes, transistors, and integrated circuits • Optoelectronics, solar cells, and phototransistors • Sensors, GPS modules, and touch screens • Op amps, regulators, and power supplies • Digital electronics, LCDs, and logic gates • Microcontrollers and prototyping platforms • Combinational and sequential programmable logic • DC motors, RC servos, and stepper motors • Microphones, audio amps, and speakers • Modular electronics and prototypes
Table of Contents
A. ABOUT THE AUTHORS
B. PREFACE
C. ACKNOWLEDGMENTS
1. Introduction to Electronics
2. Theory
3. Basic Electronic Circuit Components
4. Semiconductors
5. Optoelectronics
6. Sensors
7. Hands-on Electronics
8. Operational Amplifiers
9. Filters
10. Oscillators and Timers
11. Voltage Regulators and Power Supplies
12. Digital Electronics
13. Microcontrollers
14. Programmable Logic

15. Motors
16. Audio Electronics
17. Modular Electronics
A. Power Distribution and Home Wiring
B. Error Analysis
C. Useful Facts and Formulas
Tools & Media
figure (1 036)
table (64)
Expanded Table of Contents
A. ABOUT THE AUTHORS
PREFACE PRELIMINARIES
ABOUT THE TECHNICAL EDITORS
B. PREFACE
PREFACE PRELIMINARIES
Notes about the Fourth Edition
C. ACKNOWLEDGMENTS
1. Introduction to Electronics
CHAPTER PRELIMINARIES
2. Theory
CHAPTER PRELIMINARIES
Theory of Electronics
Electric Current
Voltage
A Microscopic View of Conduction (for Those Who Are Interested)
Resistance, Resistivity, Conductivity
Insulators, Conductors, and Semiconductors
Heat and Power
Thermal Heat Conduction and Thermal Resistance
Wire Gauges
Grounds
Electric Circuits
Ohm’s Law and Resistors
Voltage and Current Sources
Measuring Voltage, Current, and Resistance
Combining Batteries
Open and Short Circuits
Kirchhoff’s Laws
Superposition Theorem
Thevenin’s and Norton’s Theorems
AC Circuits
AC and Resistors, RMS Voltage, and Current
Mains Power
Capacitors
Inductors
Modeling Complex Circuits
Complex Numbers
Circuit with Sinusoidal Sources
Power in AC Circuits (Apparent Power, Real Power, Reactive Power)
Thevenin’s Theorem in AC Form

Resonant Circuits
Lecture on Decibels
Input and Output Impedance
Two-Port Networks and Filters
Transient Circuits
Circuits with Periodic Nonsinusoidal Sources
Nonperiodic Sources
SPICE
3. Basic Electronic Circuit Components
CHAPTER PRELIMINARIES
Wires, Cables, and Connectors
Batteries
Switches
Relays
Resistors
Capacitors
Inductors
Transformers
Fuses and Circuit Breakers
4. Semiconductors
CHAPTER PRELIMINARIES
Semiconductor Technology
Diodes
Transistors
Thyristors
Transient Voltage Suppressors
Integrated Circuits
5. Optoelectronics
CHAPTER PRELIMINARIES
A Little Lecture on Photons
Lamps
Light-Emitting Diodes
Photoresistors
Photodiodes
Solar Cells
Phototransistors
Photothyristors
Optoisolators
Optical Fiber
6. Sensors
CHAPTER PRELIMINARIES
General Principles
Temperature
Proximity and Touch
Movement, Force, and Pressure
Chemical
Light, Radiation, Magnetism, and Sound
GPS
7. Hands-on Electronics
CHAPTER PRELIMINARIES

Safety
Constructing Circuits
Multimeters
Oscilloscopes
The Electronics Laboratory
8. Operational Amplifiers
CHAPTER PRELIMINARIES
Operational Amplifier Water Analogy
How Op Amps Work (The “Cop-Out” Explanation)
Theory
Negative Feedback
Positive Feedback
Real Kinds of Op Amps
Op Amp Specifications
Powering Op Amps
Some Practical Notes
Voltage and Current Offset Compensation
Frequency Compensation
Comparators
Comparators with Hysteresis
Using Single-Supply Comparators
Window Comparator
Voltage-Level Indicator
Instrumentation Amplifiers
Applications
9. Filters
CHAPTER PRELIMINARIES
Things to Know Before You Start Designing Filters
Basic Filters
Passive Low-Pass Filter Design
A Note on Filter Types
Passive High-Pass Filter Design
Passive Bandpass Filter Design
Passive Notch Filter Design
Active Filter Design
Integrated Filter Circuits
10. Oscillators and Timers
CHAPTER PRELIMINARIES
RC Relaxation Oscillators
The 555 Timer IC
Voltage-Controlled Oscillators
Wien-Bridge and Twin-T Oscillators
LC Oscillators (Sinusoidal Oscillators)
Crystal Oscillators
Microcontroller Oscillators
11. Voltage Regulators and Power Supplies
CHAPTER PRELIMINARIES
Voltage-Regulator ICs
A Quick Look at a Few Regulator Applications
The Transformer

Rectifier Packages
A Few Simple Power Supplies
Technical Points about Ripple Reduction
Loose Ends
Switching Regulator Supplies (Switchers)
Switch-Mode Power Supplies (SMPS)
Kinds of Commercial Power Supply Packages
Power Supply Construction
12. Digital Electronics
CHAPTER PRELIMINARIES
The Basics of Digital Electronics
Logic Gates
Combinational Devices
Logic Families
Powering and Testing Logic ICs
Sequential Logic
Counter ICs
Shift Registers
Analog/Digital Interfacing
Displays
Memory Devices
13. Microcontrollers
CHAPTER PRELIMINARIES
Basic Structure of a Microcontroller
Example Microcontrollers
Evaluation/Development Boards
Arduino
Interfacing with Microcontrollers
14. Programmable Logic
CHAPTER PRELIMINARIES
Programmable Logic
FPGAs
ISE and the Elbert V2
The Elbert 2 Board
Downloads
Drawing Your FPGA Logic Design
Verilog
Describing Your FPGA Design in Verilog
Modular Design
Simulation
VHDL
15. Motors
CHAPTER PRELIMINARIES
DC Continuous Motors
Speed Control of DC Motors
Directional Control of DC Motors
RC Servos
Stepper Motors
Kinds of Stepper Motors
Driving Stepper Motors

Controlling the Driver with a Translator
A Final Word on Identifying Stepper Motors
16. Audio Electronics
CHAPTER PRELIMINARIES
A Little Lecture on Sound
Microphones
Microphone Specifications
Audio Amplifiers
Preamplifiers
Mixer Circuits
A Note on Impedance Matching
Speakers
Crossover Networks
Simple ICs Used to Drive Speakers
Audible-Signal Devices
Miscellaneous Audio Circuits
17. Modular Electronics
CHAPTER PRELIMINARIES
There’s an IC for It
Breakout Boards and Modules
Plug-and-Play Prototyping
Open Source Hardware
A. Power Distribution and Home Wiring
APPENDIX PRELIMINARIES
Power Distribution
A Closer Look at Three-Phase Electricity
Home Wiring
Electricity in Other Countries
B. Error Analysis
APPENDIX PRELIMINARIES
Absolute Error, Relative Error, and Percent Error
Uncertainty Estimates
C. Useful Facts and Formulas
APPENDIX PRELIMINARIES
Greek Alphabet
Powers of 10 Unit Prefixes
Linear Functions (y = mx + b)
Quadratic Equation (y = ax2 + bx + c)
Exponents and Logarithms
Trigonometry
Complex Numbers
Differential Calculus
Integral Calculus

[1]

1. https://www.amazon.com/Practical-Electronics-Inventors-Fourth-Scherz/dp/1259587541 [back]

www-mbsm-pro-Practical-Electronics-for-Inventors-Fourth-Edition1.png (273 KB)

www-mbsm-pro-Practical-Electronics-for-Inventors-Fourth-Edition1.png (239 KB)

www-mbsm-pro-Practical-Electronics-for-Inventors-Fourth-Edition2.png (121 KB)
www-mbsm-pro-Practical-Electronics-for-Inventors-Fourth-Edition2.png (111 KB)

www-mbsm-pro-Practical-Electronics-for-Inventors-Fourth-Edition3.png (146 KB)
www-mbsm-pro-Practical-Electronics-for-Inventors-Fourth-Edition3.png (134 KB)

www-mbsm-pro-Practical-Electronics-for-Inventors-Fourth-Edition4.png (193 KB)
www-mbsm-pro-Practical-Electronics-for-Inventors-Fourth-Edition4.png (178 KB)

---

www.mbsm.pro , Finition Electricité partie 1

Category: Technologie
written by mahdi miled | 2 September 2018

www.mbsm.pro , Finition Électricité partie 1
Image : https://www.facebook.com/www.hegay/
mbsm-dot-pro-electricitee-X.jpg (49 KB)
mbsm-dot-pro-electricitee-X.jpg (57 KB)
mbsm-dot-pro-electricitee-C.jpg (22 KB)

mbsm-dot-pro-electricitee-C.jpg (28 KB)

mbsm-dot-pro-electricitee-D.jpg (29 KB)

mbsm-dot-pro-electricitee-D.jpg (37 KB)

mbsm-dot-pro-electricitee-E.jpg (28 KB)

mbsm-dot-pro-electricitee-E.jpg (34 KB)

mbsm-dot-pro-electricitee-F.jpg (42 KB)

mbsm-dot-pro-electricitee-F.jpg (49 KB)

mbsm-dot-pro-electricitee-G.jpg (42 KB)

mbsm-dot-pro-electricitee-G.jpg (49 KB)

mbsm-dot-pro-electricitee-H.jpg (31 KB)

mbsm-dot-pro-electricitee-H.jpg (37 KB)

mbsm-dot-pro-electricitee-I.jpg (28 KB)

mbsm-dot-pro-electricitee-I.jpg (33 KB)

mbsm-dot-pro-electricitee-W.jpg (55 KB)

mbsm-dot-pro-electricitee-W.jpg (63 KB)

mbsm-dot-pro-electricitee-K.jpg (34 KB)

mbsm-dot-pro-electricitee-K.jpg (39 KB)

mbsm-dot-pro-electricitee-M.jpg (29 KB)

mbsm-dot-pro-electricitee-M.jpg (35 KB)

mbsm-dot-pro-electricitee-N.jpg (47 KB)

mbsm-dot-pro-electricitee-N.jpg (54 KB)

mbsm-dot-pro-electricitee-O.jpg (37 KB)

mbsm-dot-pro-electricitee-O.jpg (45 KB)

mbsm-dot-pro-electricitee-P.jpg (42 KB)

mbsm-dot-pro-electricitee-P.jpg (47 KB)

mbsm-dot-pro-electricitee-Q.jpg (58 KB)

mbsm-dot-pro-electricitee-Q.jpg (69 KB)

mbsm-dot-pro-electricitee-R.jpg (50 KB)

mbsm-dot-pro-electricitee-R.jpg (58 KB)

mbsm-dot-pro-electricitee-S.jpg (43 KB)

mbsm-dot-pro-electricitee-S.jpg (52 KB)

mbsm-dot-pro-electricitee-Y.jpg (71 KB)

mbsm-dot-pro-electricitee-Y.jpg (82 KB)

mbsm-dot-pro-electricitee-V.jpg (33 KB)

mbsm-dot-pro-electricitee-V.jpg (41 KB)